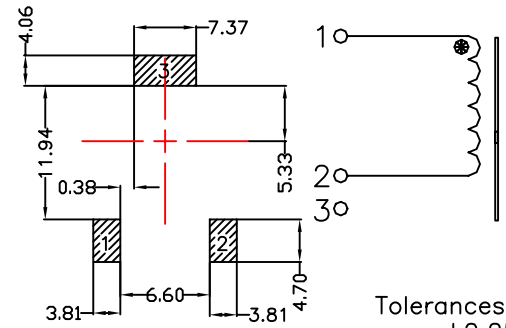
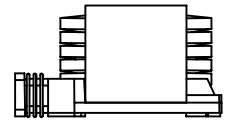
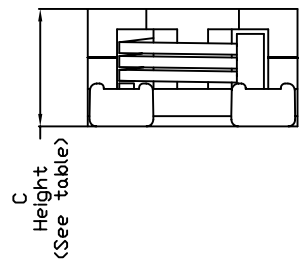
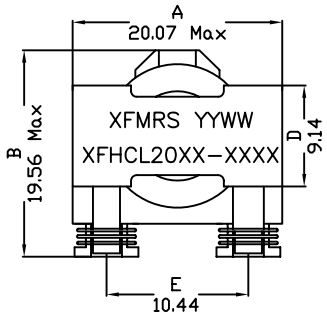


## XFHCL20xx SMT POWER INDUCTORS

- Low DC Resistance, High DC Current Capability
- True Surface Mount Design
- Tape & Reel Packaging Standard
- Economical Low Cost Solution For All Your Power Needs
- Industrial Operating Temp: -40 to +85°C
- Flamability Rating: UL94V-0
- RoHS Compliant Component

### Mechanical Dimensions:



Schematic:

Tolerances:  
.xx ±0.25  
Dimension in MM

Part Number	INDUCTANCE ±20%(uH)	DCR ±5%(mOhm)	Isat (A)	SRF typ(MHz)	Height (mm)
XFHCL2009-R30M	0.30	0.588	100	550	8.64
XFHCL2009-R50M	0.50	0.588	60	544	8.64
XFHCL2009-R60M	0.60	0.588	49	648	8.64
XFHCL2009-R68M	0.68	0.588	45	454	8.64
XFHCL2009-R80M	0.80	0.588	38	567	8.64
XFHCL2009-R90M	0.90	0.588	33	557	8.64
XFHCL2009-1R0M	1.00	0.588	29	488	8.64
XFHCL2009-1R2M	1.20	0.588	28	81	8.64
XFHCL2009-2R0M	2.00	0.588	16	40	8.64
XFHCL2010-R30M	0.30	0.852	100	182	9.40
XFHCL2010-R50M	0.50	0.852	81	148	9.40
XFHCL2010-R60M	0.60	0.852	70	115	9.40
XFHCL2010-R68M	0.68	0.852	62	136	9.40
XFHCL2010-R80M	0.80	0.852	53	92	9.40
XFHCL2010-R90M	0.90	0.852	48	96	9.40
XFHCL2010-1R0M	1.00	0.852	42	81	9.40
XFHCL2010-1R2M	1.20	0.852	37	69	9.40
XFHCL2010-2R0M	2.00	0.852	27	48	9.40

1. Inductance measured at 100KHz, 0.1 Vrms.
2. DC current at which the inductance drops 10% (typ) from its value without current.

## XFHCL20xx SMT POWER INDUCTORS

Part Number	INDUCTANCE ±20%(uH)	DCR ±5%(mOhm)	Isat (A)	SRF typ(MHz)	Height (mm)
XFHCL2011-R50M	0.50	1.130	100	161	10.67
XFHCL2011-R60M	0.60	1.130	90	124	10.67
XFHCL2011-R68M	0.68	1.130	78	135	10.67
XFHCL2011-R80M	0.80	1.130	70	113	10.67
XFHCL2011-R90M	0.90	1.130	62	104	10.67
XFHCL2011-1R0M	1.00	1.130	56	97	10.67
XFHCL2011-1R2M	1.20	1.130	49	81	10.67
XFHCL2011-2R0M	2.00	1.130	37	56	10.67
XFHCL2012-R60M	0.60	1.350	97	115	11.94
XFHCL2012-R68M	0.68	1.350	85	103	11.94
XFHCL2012-R80M	0.80	1.350	73	91	11.94
XFHCL2012-R90M	0.90	1.350	69	85	11.94
XFHCL2012-1R0M	1.00	1.350	64	75	11.94
XFHCL2012-1R2M	1.20	1.350	54	73	11.94
XFHCL2012-2R0M	2.00	1.350	35	51	11.94
XFHCL2013-R68M	0.68	1.600	98	104	12.95
XFHCL2013-R80M	0.80	1.600	85	93	12.95
XFHCL2013-R90M	0.90	1.600	73	98	12.95
XFHCL2013-1R0M	1.00	1.600	68	98	12.95
XFHCL2013-1R2M	1.20	1.600	58	82	12.95
XFHCL2013-2R0M	2.00	1.600	40	61	12.95
XFHCL2014-R80M	0.80	1.830	98	104	13.97
XFHCL2014-R90M	0.90	1.830	87	102	13.97
XFHCL2014-1R0M	1.00	1.830	70	88	13.97
XFHCL2014-1R2M	1.20	1.830	63	78	13.97
XFHCL2014-2R0M	2.00	1.830	45	62	13.97

**Notes:**

1. Solderability: Leads shall meet MIL-STD-202G, Method 208H for solderability.
2. Flammability: UL94V-0
3. ASTM oxygen index: > 28%
4. Insulation System: Class F 155°C. UL file E151556
5. Operating Temperature Range: All listed parameters are to be within tolerance from -40°C to +85°C
6. Storage Temperature Range: -55°C to +125°C
7. Aqueous wash compatible
8. SMD Lead Coplanarity: ±0.004"(0.102mm)
9. Electrical and mechanical specifications 100% tested
10. RoHS Compliant Component