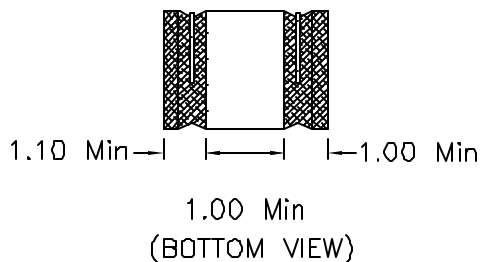
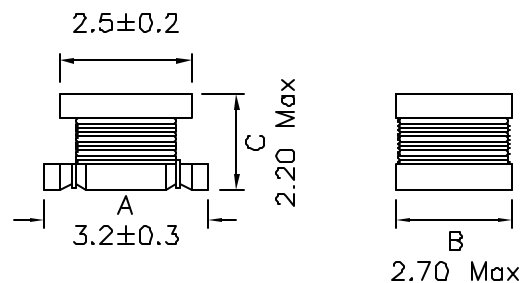



1. Mechanical Dimensions:



2. Schematic:



3. Electrical Specifications: @25°C

INDUCTANCE: $4.7\mu\text{H} \pm 20\%$ @100KHz 0.1V

DC RESISTANCE: 0.190 OHMS Maximum

SRF: 58.2 MHz Typ

I_{sat}: 1.2A

I_{rms}: 1.3A

Notes:

1. Solderability: Leads shall meet MIL-STD-202G, Method 208H for solderability.
2. Flammability: UL94V-0
3. ASTM oxygen Index: > 28%
4. Insulation System: Class F 155°C. UL file E151556
5. Operating Temperature Range: All listed parameters are to be within tolerance from -40°C to +85°C
6. Storage Temperature Range: -55°C to +125°C
7. Aqueous wash compatible
8. SMD Lead Coplanarity: $\pm 0.004"$ (0.102mm)
9. Electrical and mechanical specifications 100% tested
10. RoHS Compliant Component

DOC. REV. A/3

PROPRIETARY Document is the property of XFMRs Group & is not allowed to be duplicated without authorization.

XFMRs Inc. www.XFMRs.com	Title: INDUCTOR		
UNLESS OTHERWISE SPECIFIED TOLERANCES: N/A Dimensions in MM	P/N: XFWIC322722-4R7M	REV. A	
	DWN.	Juan Mao	Oct-23-07
	CHK.	YK Liao	Oct-23-07
SHEET 1 OF 1	APP.	BW	Oct-23-07