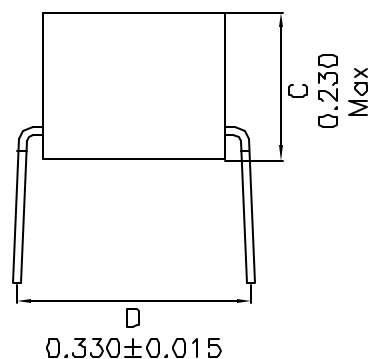
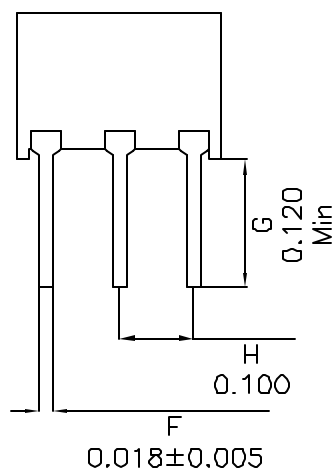
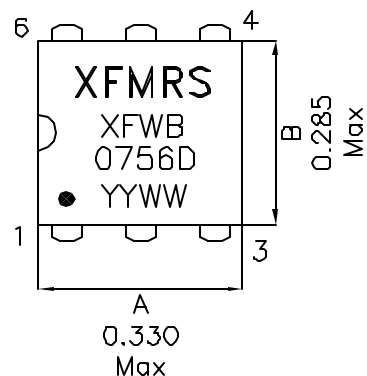


1. Mechanical Dimensions:

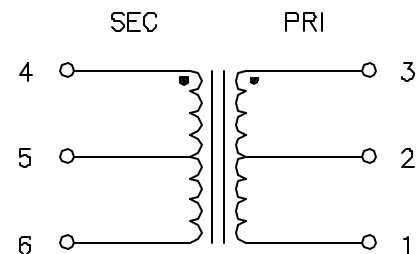


Notes:

1. Solderability: Leads shall meet MIL-STD-202G, Method 208H for solderability.
2. Flammability: UL94V-0
3. ASTM oxygen index: > 28%
4. Insulation System: Class F 155°C. UL file E151556
5. Operating Temperature Range: All listed parameters are to be within tolerance from -40°C to +85°C
6. Storage Temperature Range: -55°C to +125°C
7. Aqueous wash compatible
8. Electrical and mechanical specifications 100% tested
9. RoHS Compliant Component

DOC REV: A/3

2. Schematic:



3. Electrical Specifications: @25°C

ISOLATION: 300Vac

OCL: Pins 3-1 20uH Min @100KHz 50mV

URNS RATIO: Pins (4-6):(3-1)=1.22:1.00±3%

IMPD RATIO: Pins (4-6):(3-1)=1.5:1.0 Ohms

BANDWIDTH 3dB FREQ: 0.075MHz-500MHz

INSERTION LOSS: 3dB Typ @0.075MHz-500MHz

INSERTION LOSS: 2dB Typ @0.200MHz-100MHz

INSERTION LOSS: 1dB Typ @1.0MHz-50MHz

*THE IMPEDANCE IS ALL REFERRED TO A 50 OHMS SYSTEM

PROPRIETARY Document is the property of XFMRS Group & is not allowed to be duplicated without authorization.

XFMRS Inc www.XFMRS.com		Title: Wide Band RF Transformer	
UNLESS OTHERWISE SPECIFIED TOLERANCES: .xxx ±0.010 Dimensions in INCH	P/N: XFWB0756-DM	REV. A	
	DWN.	Juan Mao	Dec-22-05
	CHK.	YK Liao	Dec-22-05
SHEET 1 OF 1	APP.	MS	Dec-22-05