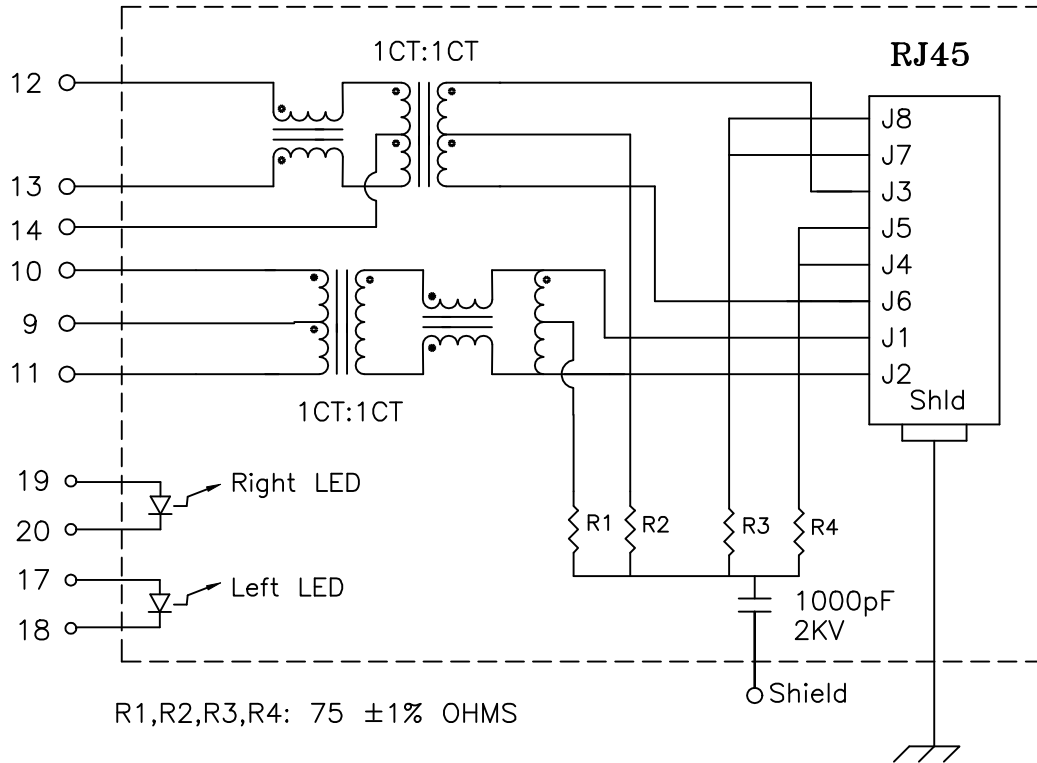


1. Schematic:



2. Electrical Specifications: @25°C

Isolation Voltage: 1500 Vrms (Input to Output)
 Isolation Voltage: 500 Vrms (P1+2+3 to P4+5+6)
 Turns Ratio: TX 1CT:1CT ±3% RX 1CT:1CT ±3%
 CABLE SIDE OCL: 350uH Minimum @100KHz 100mV 8mADC
 Cw/w: 27pF Typical @100KHz 100mV
 Insertion Loss (300KHz-100MHz): -1.0dB Minimum
 Return Loss: @30MHz -18dB Minimum
 @80MHz -12dB Minimum

Complete the Combo P/N as follows:

Replace 'x' & 'u' in the part number with one of the five LED color letters:

| | |
|-----------------------|-------------------------|
| 'x' = Left LED Color | Y=Yellow |
| 'u' = Right LED Color | G=Green |
| | A=Amber |
| | R=Red |
| | YG=Yellow/Green Bicolor |

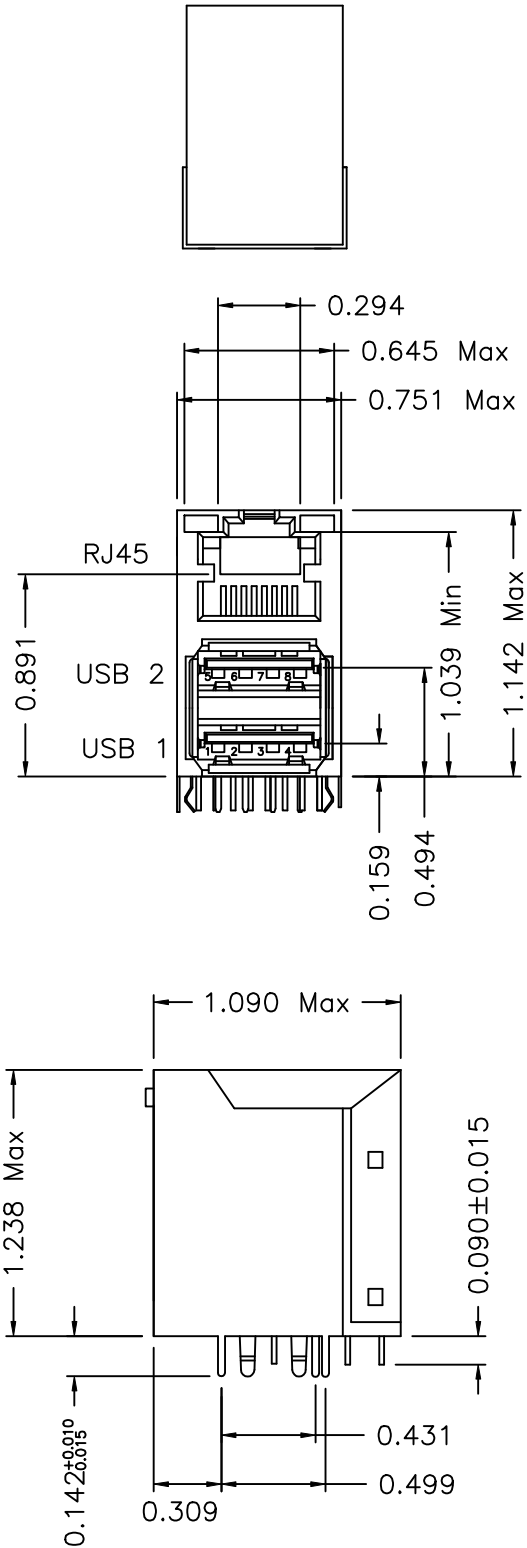
Notes:

- Solderability: Leads shall meet MIL-STD-202, Method 208D for solderability.
- Flammability: UL94V-0
- ASTM oxygen index: > 28%
- Insulation System: Class F 155°C. UL file E151556
- Operating Temperature Range: -20°C to +85°C

DOC. REV A/1

| | | | |
|-------------------|---------------------------------|----------------------|-----------|
| XFMRs Inc. | Title: STACKED USB COMBO | | |
| | UNLESS OTHERWISE SPECIFIED | P/N: XFATM9L-USBxu-2 | REV. A |
| | TOLERANCES: .xxx ±0.010 | DWN. 李小锋 | Jul-23-02 |
| | Dimensions in Inch | CHK. 廖玉坤 | Jul-23-02 |
| SHEET 1 OF 3 | APP. Isaiah M | Jul-23-02 | |

3. Mechanical Dimensions:



Complete the Combo P/N as follows:

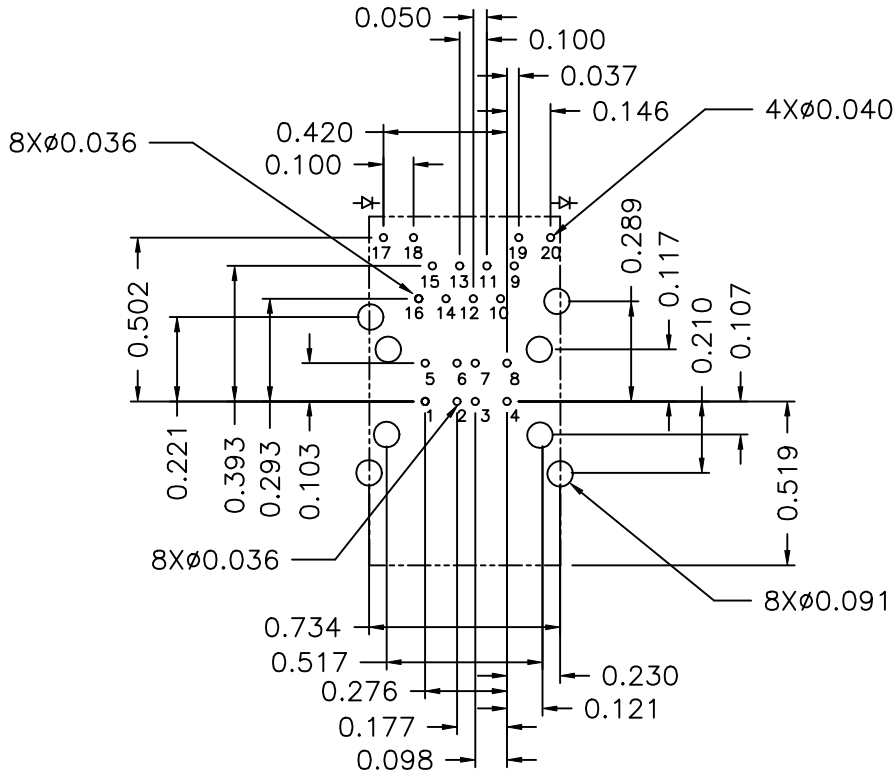
Replace 'x' & 'u' in the part number with one of the five LED color letters:

| | |
|-----------------------|-------------------------|
| 'x' = Left LED Color | Y=Yellow |
| 'u' = Right LED Color | G=Green |
| | A=Amber |
| | R=Red |
| | YG=Yellow/Green Bicolor |

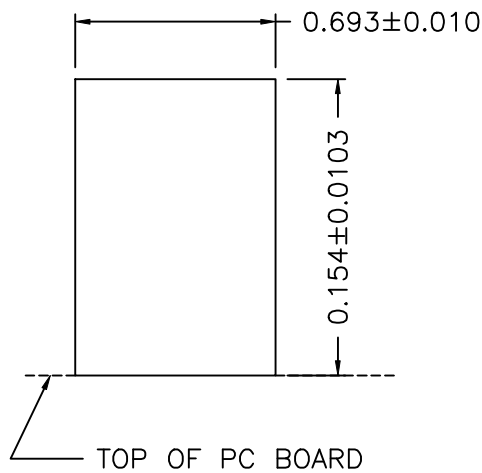
DOC. REV. A/1

| | | | |
|--|---|----------|-----------|
| XFMR5 Inc. | Title: Mechanical Dimensions For STACKED USB COMBO | | |
| UNLESS OTHERWISE SPECIFIED TOLERANCES: .xxx ±0.010 Dimensions in Inch SHEET 2 OF 3 | P/N: XFATM9L-USBxu-2 | REV. A | |
| | DWN. | 李小锋 | Jul-23-02 |
| | CHK. | 廖玉坤 | Jul-23-02 |
| | APP. | Isaiah M | Jul-23-02 |

3. Mechanical Dimensions (cont.):



SUGGESTED PC BOARD LAYOUT VIEW
FROM COMPONENT SIDE



TOP OF PC BOARD
RECOMMENDED PANEL CUT-OUT

Complete the Combo P/N as follows:

Replace 'x' & 'u' in the part number with one of the five LED color letters:

'x' = Left LED Color
'u' = Right LED Color

Y=Yellow
G=Green
A=Amber
R=Red
YG=Yellow/Green Bicolor

DOC. REV. A/1

| | | | |
|----------------------------|---|----------------------|-----------|
| XFMRs Inc. | Title: Mechanical Dimensions For STACKED USB COMBO | | |
| | UNLESS OTHERWISE SPECIFIED | P/N: XFATM9L-USBxu-2 | REV. A |
| TOLERANCES: .xxx ±0.010 | DWN. | 李小锋 | Jul-23-02 |
| Dimensions in Inch | CHK. | 廖玉坤 | Jul-23-02 |
| SHEET 3 OF 3 | APP. | Isaiah M | Jul-23-02 |