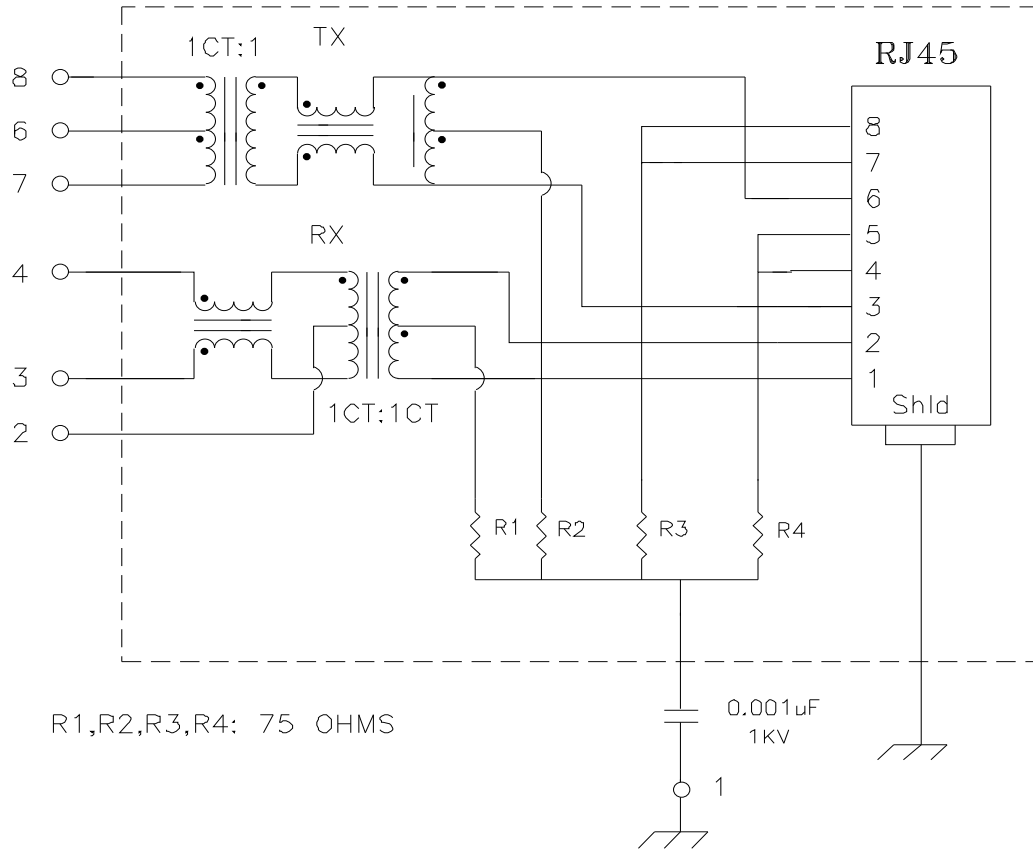


Schematic:

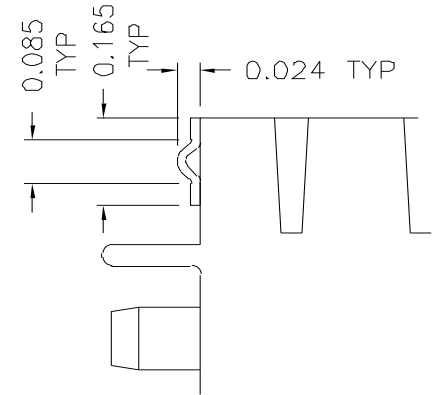
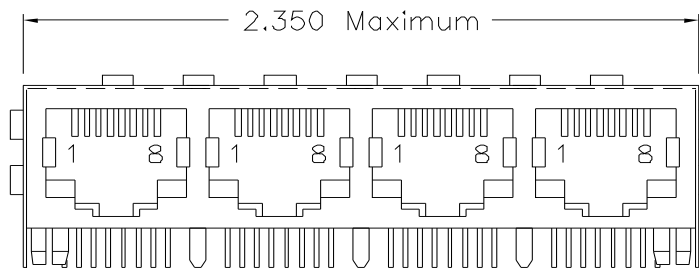


Electrical Specifications: @25°C

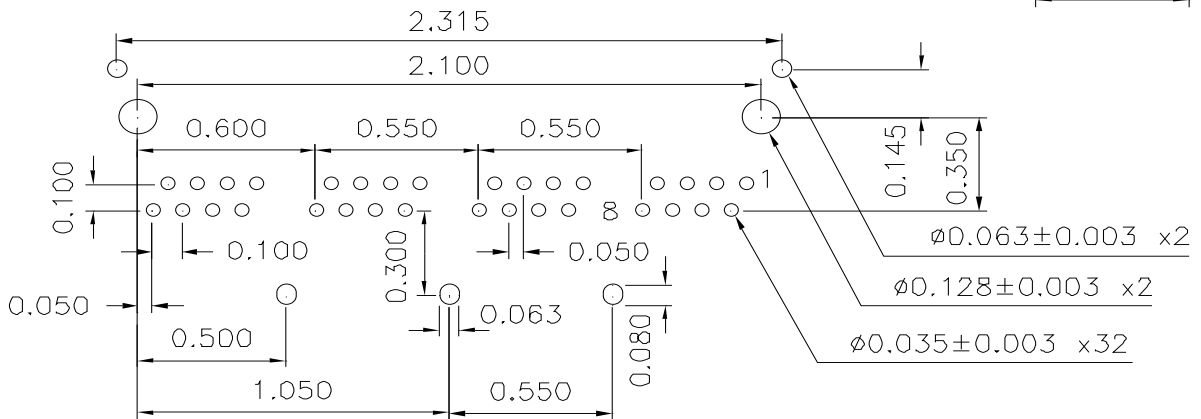
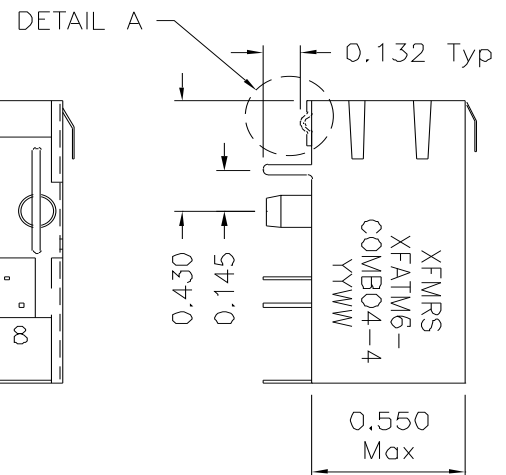
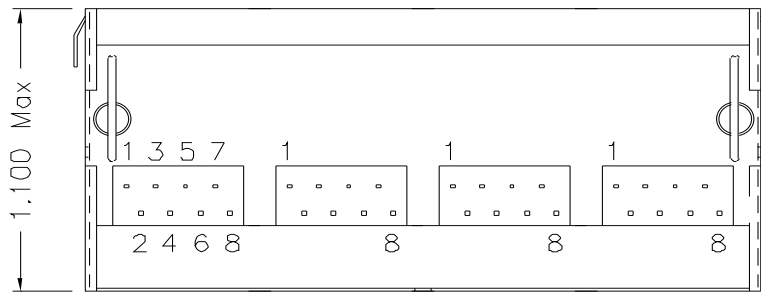
Isolation Voltage: 1500 Vrms (INPUT to OUTPUT)
 Isolation Voltage: 500 Vrms (6+7+8-2+3+4)
 TURNS RATIO: TX 1CT:1 ±5% RX 1CT:1CT ±5%
 OCL: 350uH Minimum @100KHz 100mV 8mADC
 Insertion Loss (300KHz-100MHz): -0.5dB Typical
 Return Loss: 30MHz -21dB Typical
 40MHz -17dB Typical
 60MHz -14dB Typical
 80MHz -12dB Typical
 CROSSTALK: 30MHz -55dB Typical
 60MHz -45dB Typical
 100MHz -35dB Typical

XFMRs Inc.		Title: QUAD PORT COMBO	
UNLESS OTHERWISE SPECIFIED TOLERANCES: .xxx ±0.010 Dimensions in Inch SHEET 1 OF 2	P/N: XFATM6-COMBO4-4		REV. A
	DWN.	李灌儿	Feb-08-98
	CHK.	孙悦	Feb-08-98
DOC. REV: A/1	APP.	Joe Huff	Feb-08-98

Mechanical Dimensions: (FOR COMBO4-4)



DETAIL A



SUGGESTED MOUNTING PATTERN

DOC. REV: A/1

XFMRs Inc. UNLESS OTHERWISE SPECIFIED TOLERANCES: .xxx ±0.010 Dimensions in Inch SHEET 2 OF 2	Title: Mechanical Dimensions For COMBO4-4 Series	
	P/N: XFATM6-COMBO4-4	REV. A
	DWN. 李清儿	Feb-08-98
	CHK. 孙怡	Feb-08-98
	APP. Joe Huff	Feb-08-98