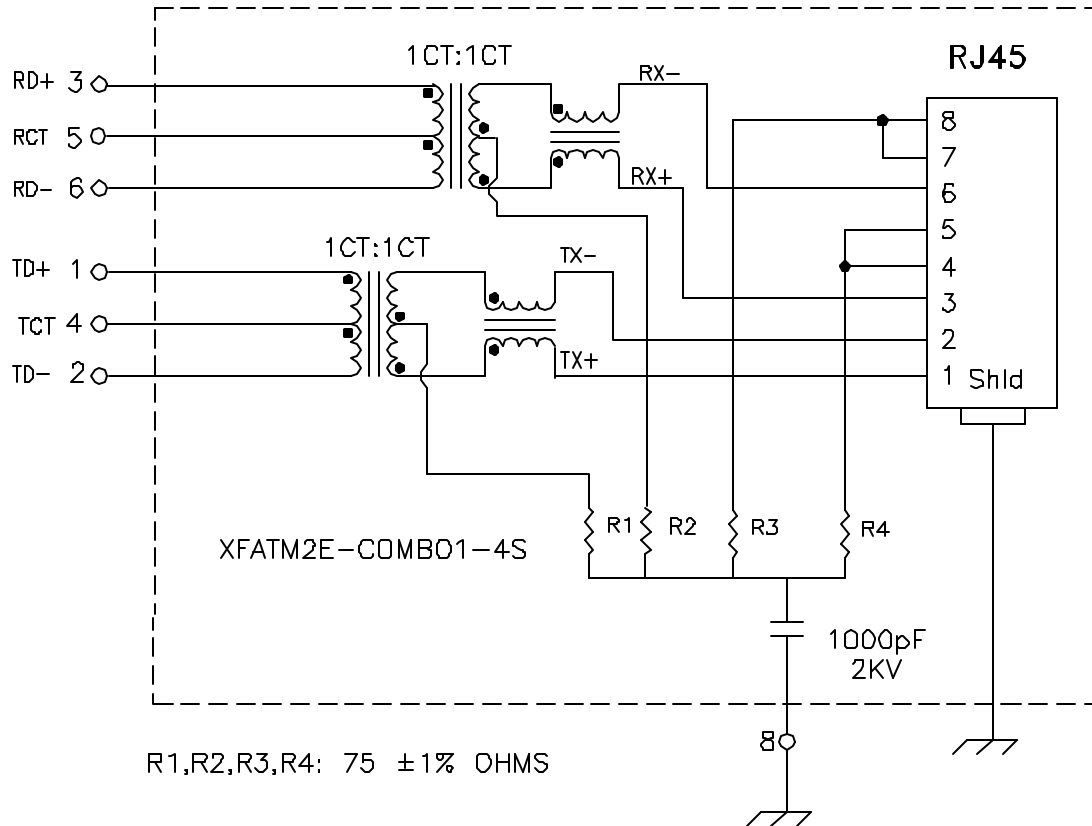


Schematic:



Electrical Specifications: @25°C

Isolation Voltage: 1500 Vrms (INPUT to OUTPUT)

UTP SIDE OCL: 350uH Min @100KHz 100mV 8mADC

Rise Time (10-90%): 2.5ns Typical

Insertion Loss (100KHz-100MHz): -1.1dB Maximum

Insertion Loss (100MHz-125MHz): -1.5dB Maximum

Return Loss: -18dB Typ. @30MHz

-12dB Typ. @80MHz

Crosstalk:

100KHz-60MHz -40dB Typical

60MHz-100MHz -38dB Typical

Common Mode to Differential Mode Rejection:

100KHz-60MHz -45dB Typ (Tx) / -40dB Typ (Rx)

60MHz-100MHz -40dB Typ (Tx) / -35dB Typ (Rx)

Notes

1. Solderability Leads shall meet MIL-STD-202, Method 208D for solderability.
2. Flammability: UL94V-0
3. ASTM oxygen Index > 28%
4. Insulation System: Class F 155°C, UL file E151556
5. Operating Temperature Range -40°C to +85°C
6. Storage Temperature Range: -55°C to +125°C
7. Aqueous wash compatible

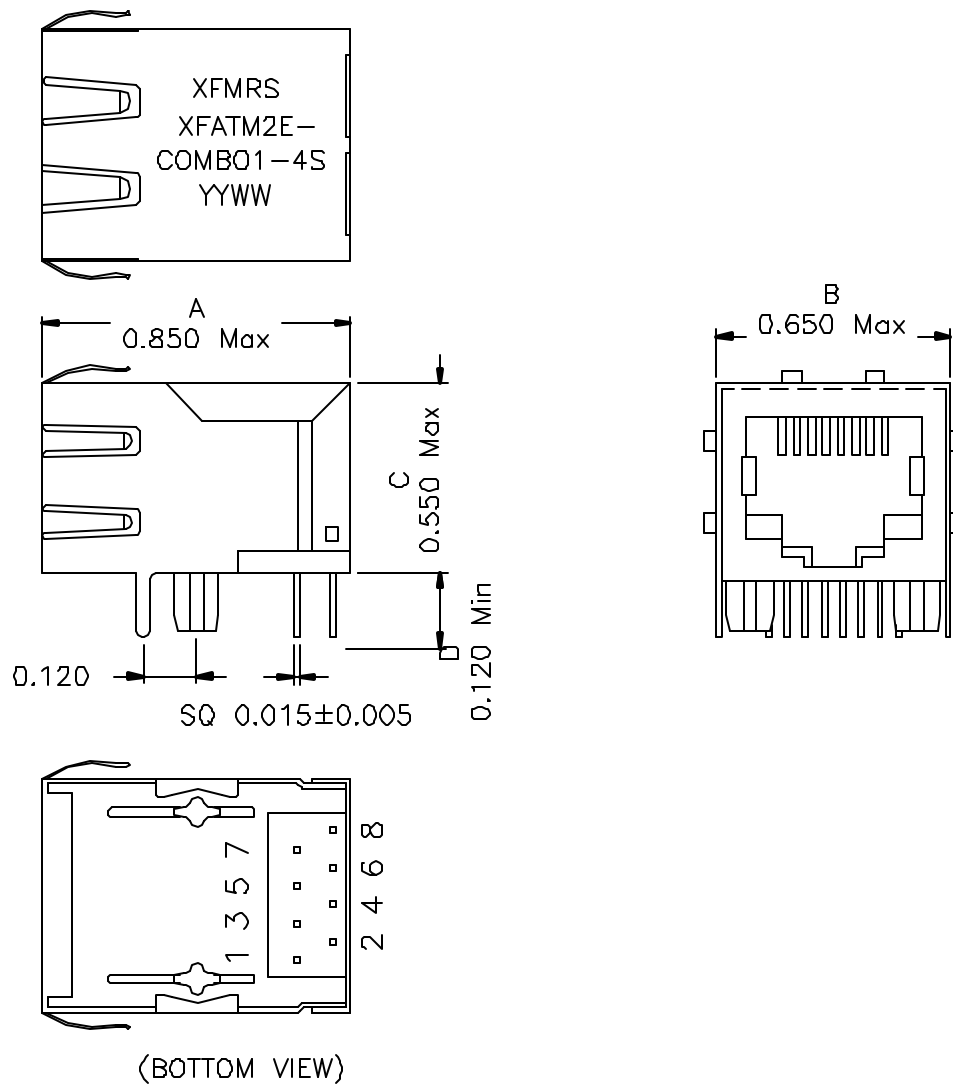
DOC. REV A/1

XFMRs Inc.		Title: FOUR PORT COMBO	
UNLESS OTHERWISE SPECIFIED		P/N: XFATM2E-COMBO1-4S	REV. A
TOLERANCES: .xxx ±0.010		DWN. 李小锋	Feb-03-04
Dimensions in Inch		CHK. 廖玉坤	Feb-03-04
SHEET 1 OF 2		APP. MS	Feb-03-04

PROPRIETARY:

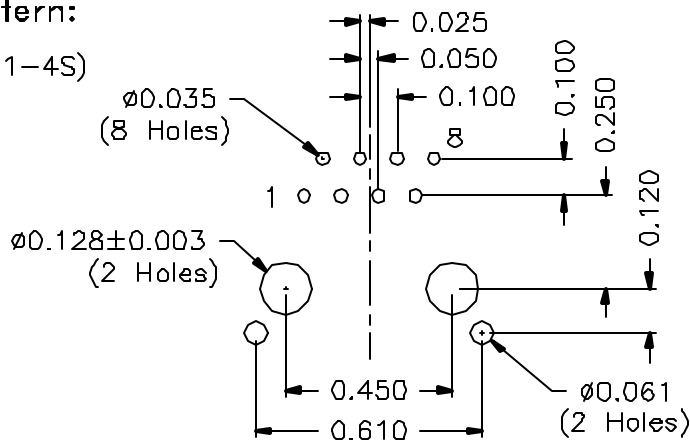
Document is the property of XFMRs Group & is not allowed to be duplicated without authorization.

Mechanical Dimensions:



Mounting Pattern:

(FOR COMBO1-4S)
(COMP SIDE)



DOC REV: A/1

XFMR5 Inc.

Title: Mechanical Dimensions
For COMBO1-4S Series

UNLESS OTHERWISE SPECIFIED
TOLERANCES:
.xxx ±0.010
Dimensions in Inch

P/N: XFATM2E-COMBO1-4S

REV A

DWN.

Kang Chen

Feb-03-04

CHK.

YK Liao

Feb-03-04

APP.

MS

Feb-03-04

SHEET 2 OF 2

PROPRIETARY:

Document is the property of XFMR5 Group & is not allowed to be duplicated without authorization.