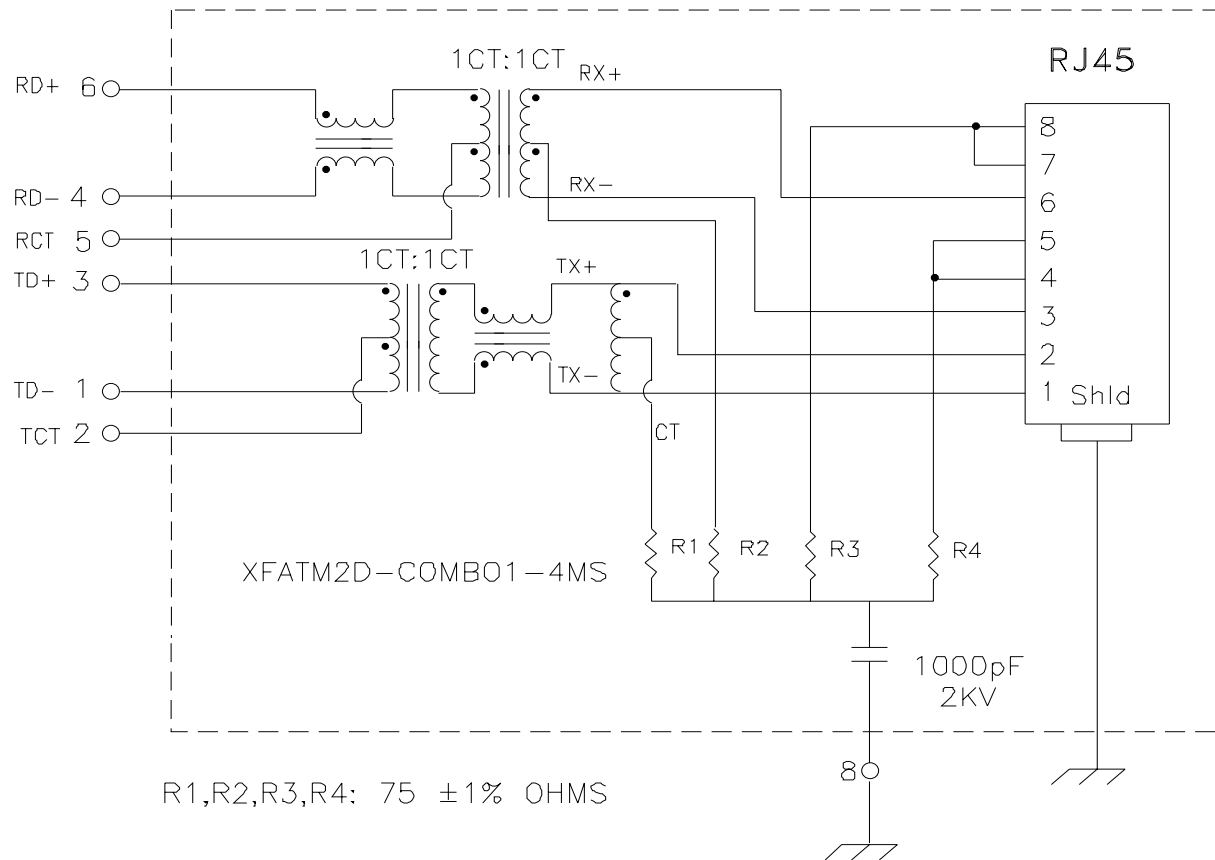


Schematic:



Electrical Specifications: @25°C

Isolation Voltage: 1500 Vrms (INPUT to OUTPUT)
 UTP SIDE OCL: 350uH Min @100KHz 100mV 8mADC
 Rise Time (10-90%): 2.5ns Typical
 Insertion Loss (100KHz-100MHz): -1.1dB Maximum
 Insertion Loss (100MHz-125MHz): -1.5dB Maximum
 Return Loss: -20dB Min. @30MHz
 -15dB Min. @80MHz

Crosstalk:

100KHz-60MHz -40dB Typical
 60MHz-100MHz -38dB Typical

Common Mode to Differential Mode Rejection:

100KHz-60MHz -45dB Typ (Tx) / -40dB Typ (Rx)
 60MHz-100MHz -40dB Typ (Tx) / -35dB Typ (Rx)

XFMRs Inc.

Title: **SINGLE PORT COMBO**

UNLESS OTHERWISE SPECIFIED

XFATM2D-COMBO1-4MS

REV. B

TOLERANCES:

DWN.

廖玉坤

Apr-14-00

.xxx \pm 0.010

CHK.

李清儿

Apr-14-00

Dimensions in Inch

APP.

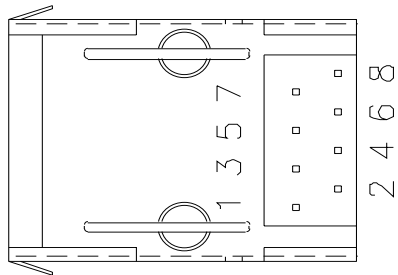
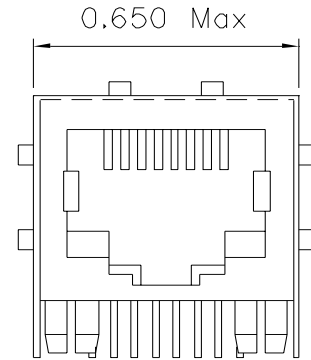
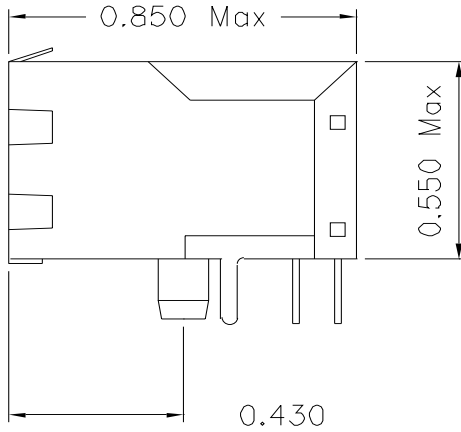
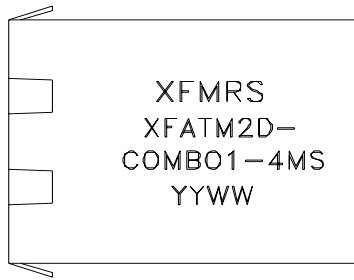
Joe Huff

Apr-14-00

DOC. REV B/1

SHEET 1 OF 1

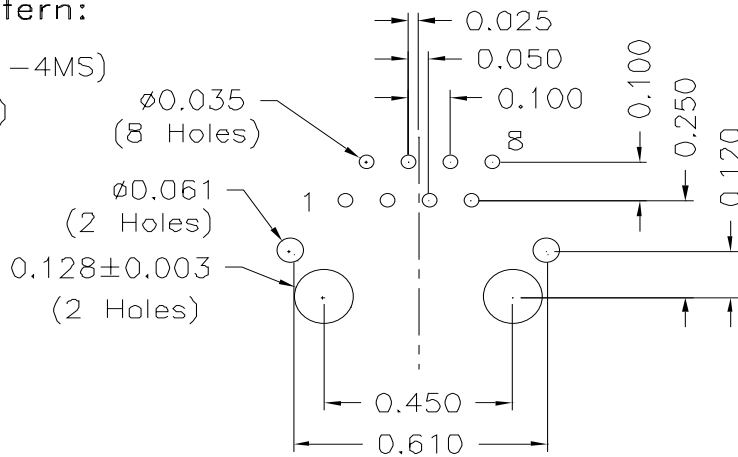
Mechanical Dimensions:



(BOTTOM VIEW)

Mounting Pattern:

(FOR COMBO1-4MS)
(COMP SIDE)



DOC. REV: B/1

XFMRs Inc.		Title: Mechanical Dimensions For COMBO1-4MS Series	
UNLESS OTHERWISE SPECIFIED TOLERANCES: .xxx ±0.010 Dimensions in Inch	XFATM2D-COMBO1-4MS		REV. B
	DWN.	康玉坤	Apr-14-00
	CHK.	李清儿	Apr-14-00
SHEET 2 OF 2	APP.	Joe Huff	Apr-14-00