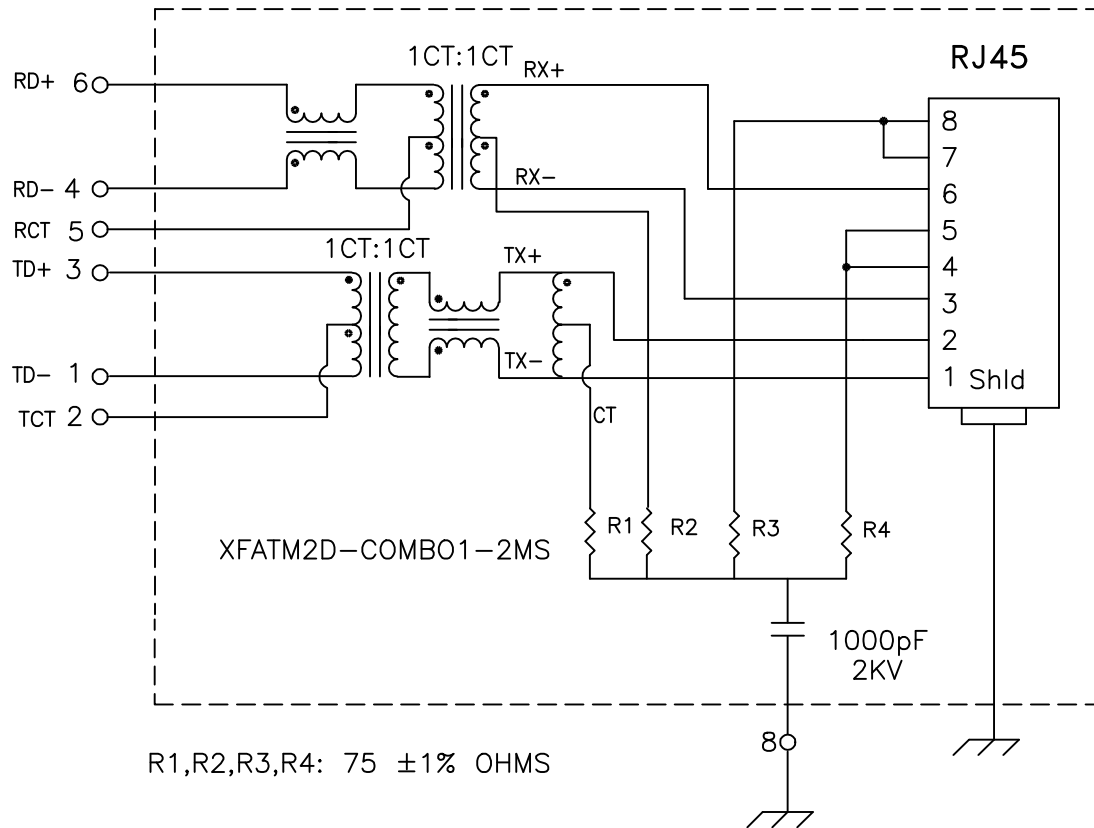


Schematic:



Electrical Specifications: @25°C

Isolation Voltage: 1500 Vrms (INPUT to OUTPUT)
 UTP SIDE OCL: 350uH Min @100KHz 100mV 8mADC
 Rise Time (10–90%): 2.5ns Typical
 Insertion Loss (100KHz–100MHz): –1.1dB Maximum
 Insertion Loss (100MHz–125MHz): –1.5dB Maximum
 Return Loss: –20dB Typ @30MHz
 –15dB Typ @80MHz

Crosstalk:

100KHz–60MHz –40dB Typical
 60MHz–100MHz –38dB Typical

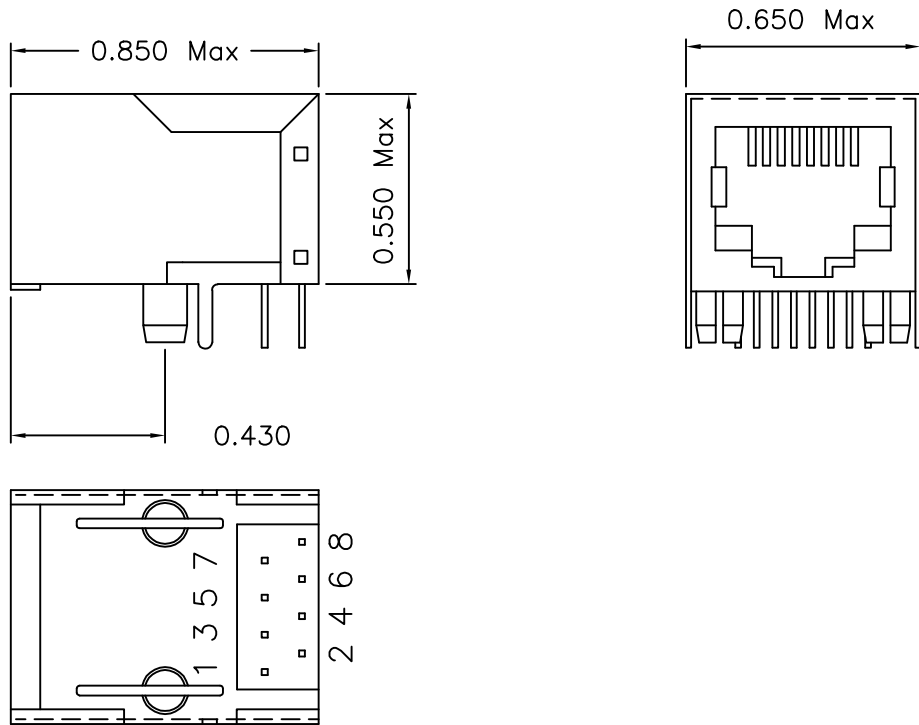
Common Mode to Differential Mode Rejection:

100KHz–60MHz –45dB Typ (Tx) / –40dB Typ (Rx)
 60MHz–100MHz –40dB Typ (Tx) / –35dB Typ (Rx)

XFMRs Inc. UNLESS OTHERWISE SPECIFIED TOLERANCES: .xxx ±0.010 Dimensions in Inch SHEET 1 OF 1	Title: SINGLE PORT COMBO			
	XFATM2D-COMBO1-2MS		REV. A	
	DWN.	李小锋	May-04-01	
	CHK.	廖玉坤	May-04-01	
	APP.	BW	May-04-01	

Mechanical Dimensions:

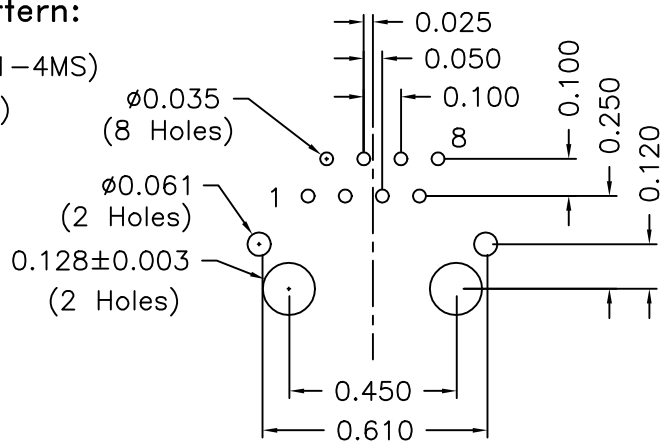
XFMR5
XFATM2D-
COMB01-2MS
YYWW



(BOTTOM VIEW)

Mounting Pattern:

(FOR COMB01-4MS)
(COMP SIDE)



XFMR5 Inc.		Title: Mechanical Dimensions For COMB01-2MS Series	
UNLESS OTHERWISE SPECIFIED TOLERANCES: .xxx ±0.010 Dimensions in Inch	XFATM2D-COMB01-2MS		REV. A
	DWN.	李小锋	May-04-01
	CHK.	廖玉坤	May-04-01
SHEET 2 OF 2	APP.	BW	May-04-01