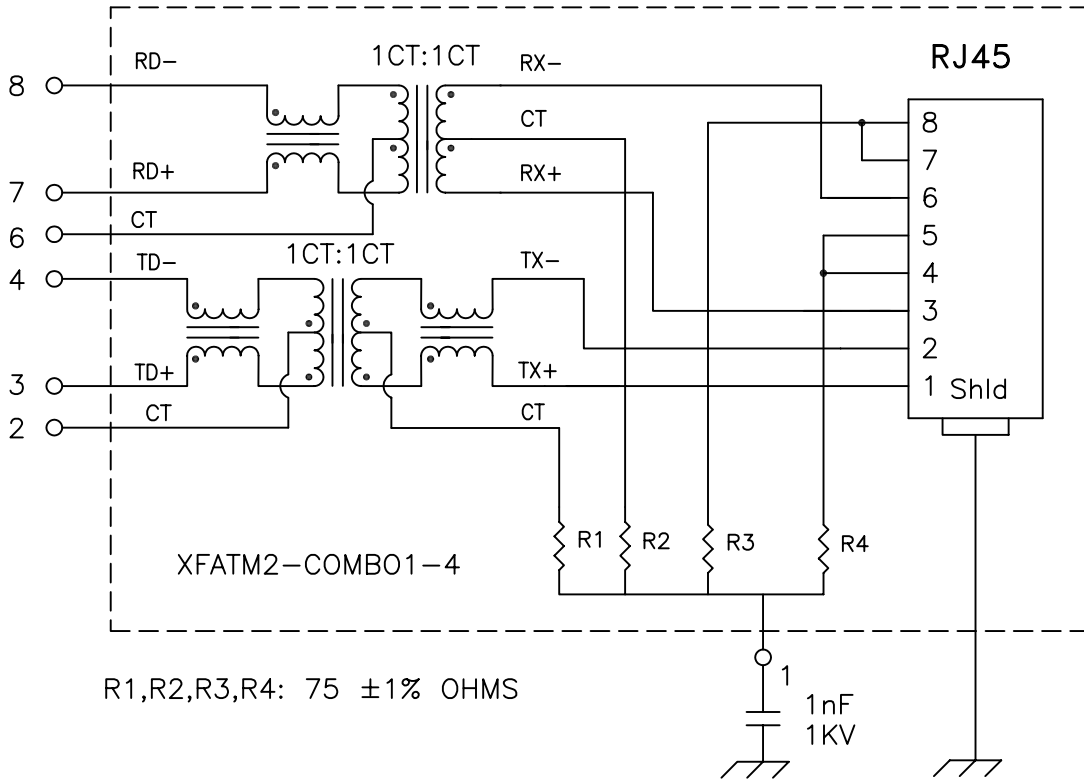


## Schematic:



## Electrical Specifications: @25°C

Isolation Voltage: 1500Vrms(INPUT to OUTPUT), 500Vrms(TD to RD)

UTP SIDE OCL: 350uH Min @100KHz 100mV 8mADC

Rise Time (10-90%): 2.5ns Typical

Insertion Loss (300KHz-100MHz): -1.1dB Maximum

Insertion Loss (100MHz-125MHz): -1.5dB Maximum

Return Loss: -18dB Min. @30MHz

-12dB Min. @80MHz

Crosstalk:

100KHz-60MHz -40dB Typical

60MHz-100MHz -38dB Typical

Common Mode to Differential Mode Rejection:

100KHz-60MHz -45dB Typ (Tx) / -40dB Typ (Rx)

60MHz-100MHz -40dB Typ (Tx) / -35dB Typ (Rx)

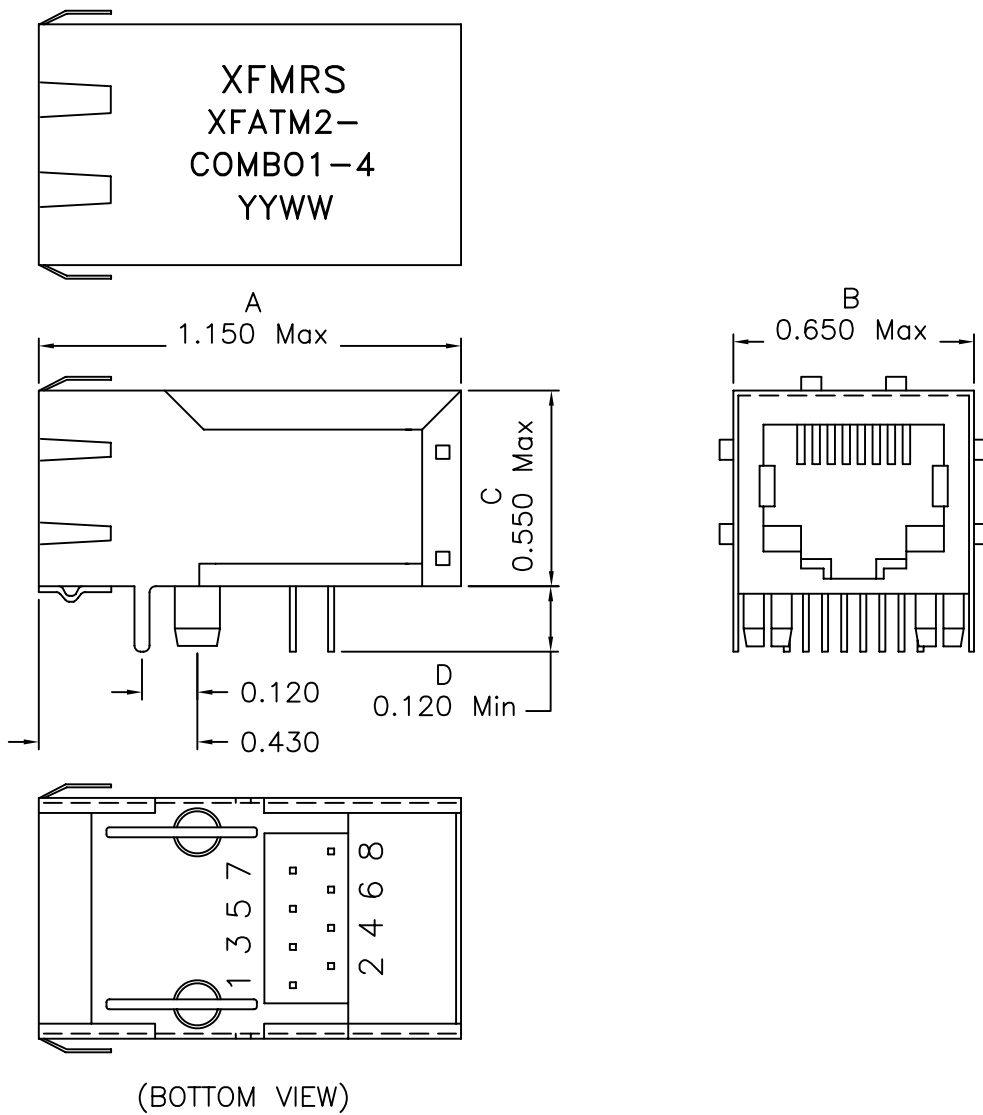
Note:

1. Solderability: Leads shall meet MIL-STD-202, Method 208D for solderability.
2. Flammability: UL94V-0,
3. ASTM oxygen index: > 28% ,
4. Temperature rating: 155°C. UL file E151556,
5. Operating Temperature Range: All listed parameters are to be within tolerance from -40°C to +85°C

DOC. REV F/3

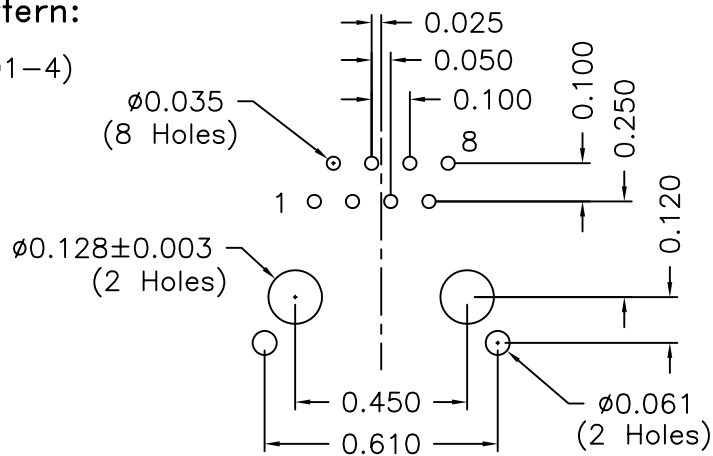
<b>XFMRs Inc.</b>	Title: SINGLE PORTS COMBO		
UNLESS OTHERWISE SPECIFIED TOLERANCES: .xxx ±0.010 Dimensions in Inch	P/N: XFATM2-COMBO1-4		REV. F
	DWN.	廖玉坤	Dec-06-00
SHEET 1 OF 1	CHK.	李清儿	Dec-06-00
	APP.	Joe Huff	Dec-06-00

Mechanical Dimensions:



Mounting Pattern:

(FOR COMBO1-4)  
(COMP SIDE)



DOC. REV: F/3

<b>XFMR5 Inc.</b>	Title: Mechanical Dimensions For COMBO1-4 Series	
	UNLESS OTHERWISE SPECIFIED TOLERANCES: .xxx ±0.010 Dimensions in Inch	P/N: XFATM2-COMBO1-4 REV. F
SHEET 2 OF 2	DWN.	廖玉坤 Dec-06-00
	CHK.	李清儿 Dec-06-00
	APP.	Joe Huff Dec-06-00