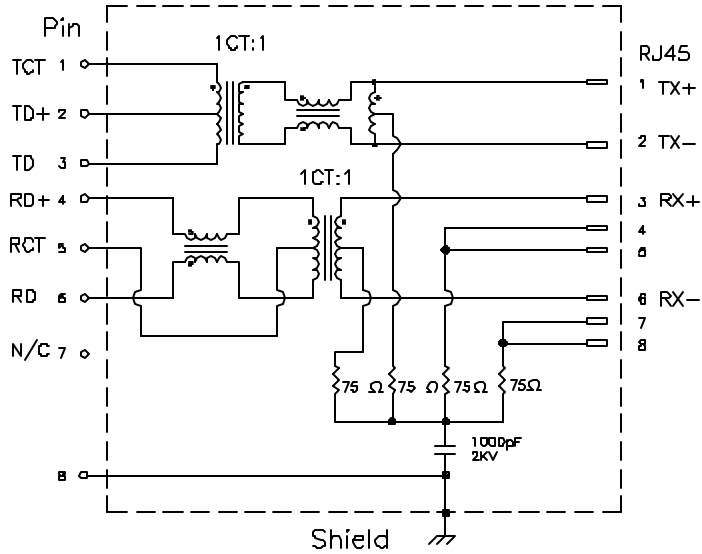


Schematic:



Electrical Specifications: 25°C

Turns Ratio: TX 1CT:1±3%, RX 1CT:1±3%

Isolation Voltage: 1500 Vrms (INPUT to OUTPUT)

UTP SIDE OCL: 350uH Min @100KHz 100mV 8mADC

Insertion Loss (1MHz-100MHz): -1.1dB Max

Return Loss: -18dB Min. @1MHz-30MHz

18-20 log(f/30MHz) Min @30MHz-60MHz

-12dB Min. @60MHz-80MHz

Crosstalk 100KHz-100MHz : -35.0dB Min

Common to Differential Mode Rejection @100KHz-100MHz: -40dB Min

Common to Common Mode Rejection @100KHz-100MHz: -30dB Min

Note:

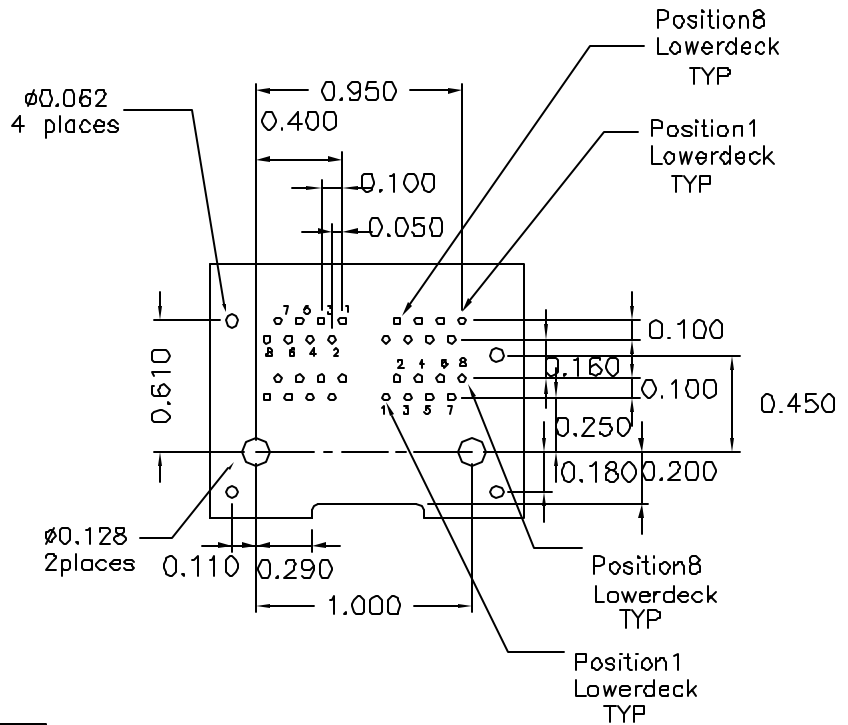
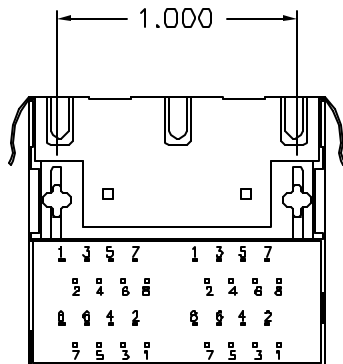
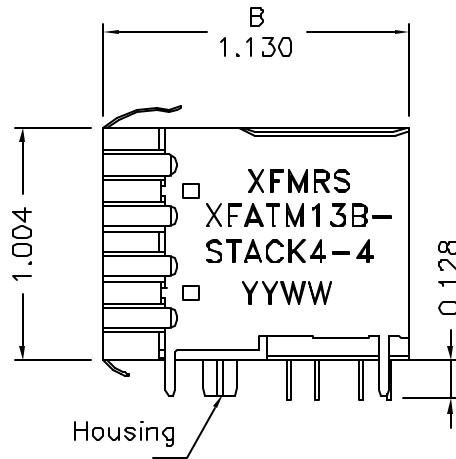
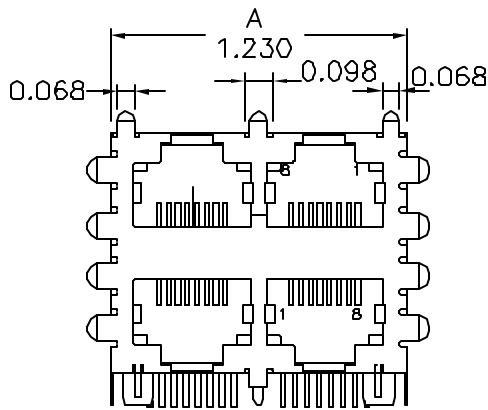
1. Solderability: Leads shall meet MIL-STD-202, Method 208D for solderability.
2. Flammability: UL94V-0,
3. ASTM oxygen index: > 28% ,
4. Temperature rating: 155°C. UL file E151556,
5. Operating Temperature Range: 0°C to +70°C

PRELIMINARY

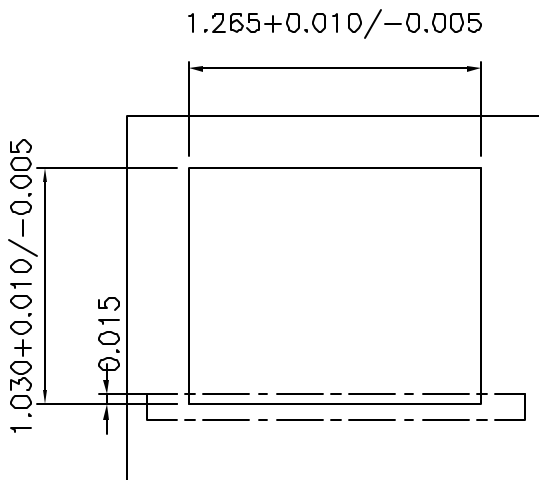
DOC. REV. A/1

XFMRs Inc.	Title: 2x2 STACKED COMBO SERIES	
	UNLESS OTHERWISE SPECIFIED	P/N: XFATM13B-STACK4-4
	TOLERANCES: .xxx ±0.010	REV. A
	Dimensions in Inch	DWN. 罗振江 May-19-03
	SHEET 1 OF 3	CHK. 廖玉坤 May-19-03
	APP. BW	May-19-03

Mechanical Dimensions:



SUGGESTED MOUNTING PATTERN
(COMPONENT SIDE)



SUGGESTED PANEL
CUTOUT DIMENSIONS

DOC. REV. A/1

XFMR5 Inc.	Title: Mechanical Dimensions For 2x2 STACKED COMBO Series		
	UNLESS OTHERWISE SPECIFIED TOLERANCES: .xxx ±0.010 Dimensions in Inch	P/N: XFATM13B-STACK4-4	REV. A
SHEET 2 OF 2	DWN.	罗振江	May-19-03
	CHK.	廖玉坤	May-19-03
	APP.	BW	May-19-03