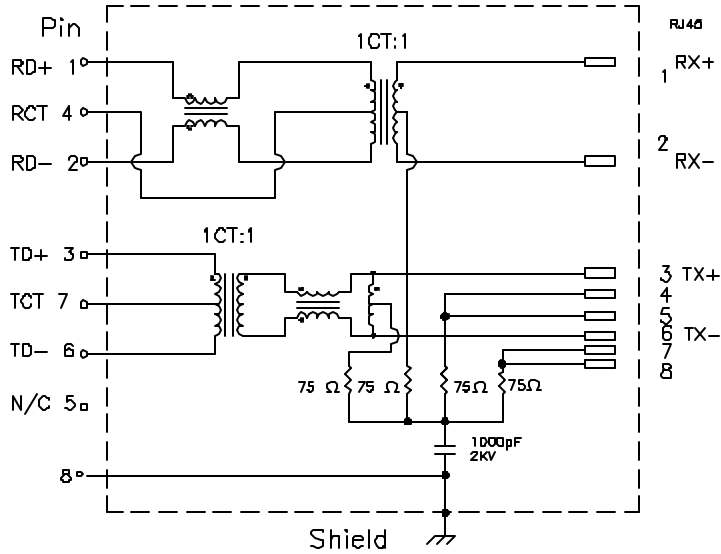


# Schematic:



## Electrical Specifications: 25°C

- URNS RATIO: TX 1CT:1±3%, RX 1CT:1±3%
- Isolation Voltage: 1500 Vrms (INPUT to OUTPUT)
- UTP SIDE OCL: 350µH Min @100KHz 100mV 8mADC
- Insertion Loss (1MHz–100MHz): -1.1dB Max
- Return Loss: -18dB Min. @1MHz–30MHz
  - 18–20 log(f/30MHz) Min @30MHz–60MHz
  - 12dB Min. @60MHz–80MHz
- Crosstalk 100KHz–100MHz : -35.0dB Min
- Common to Differential Mode Rejection @100KHz–100MHz: -40dB Min
- Common to Common Mode Rejection @100KHz–100MHz: -30dB Min

Note:

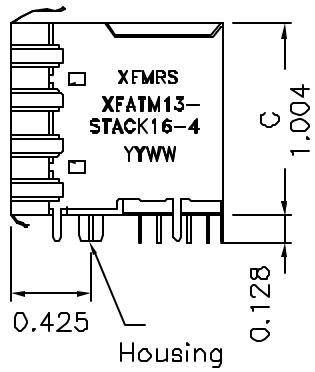
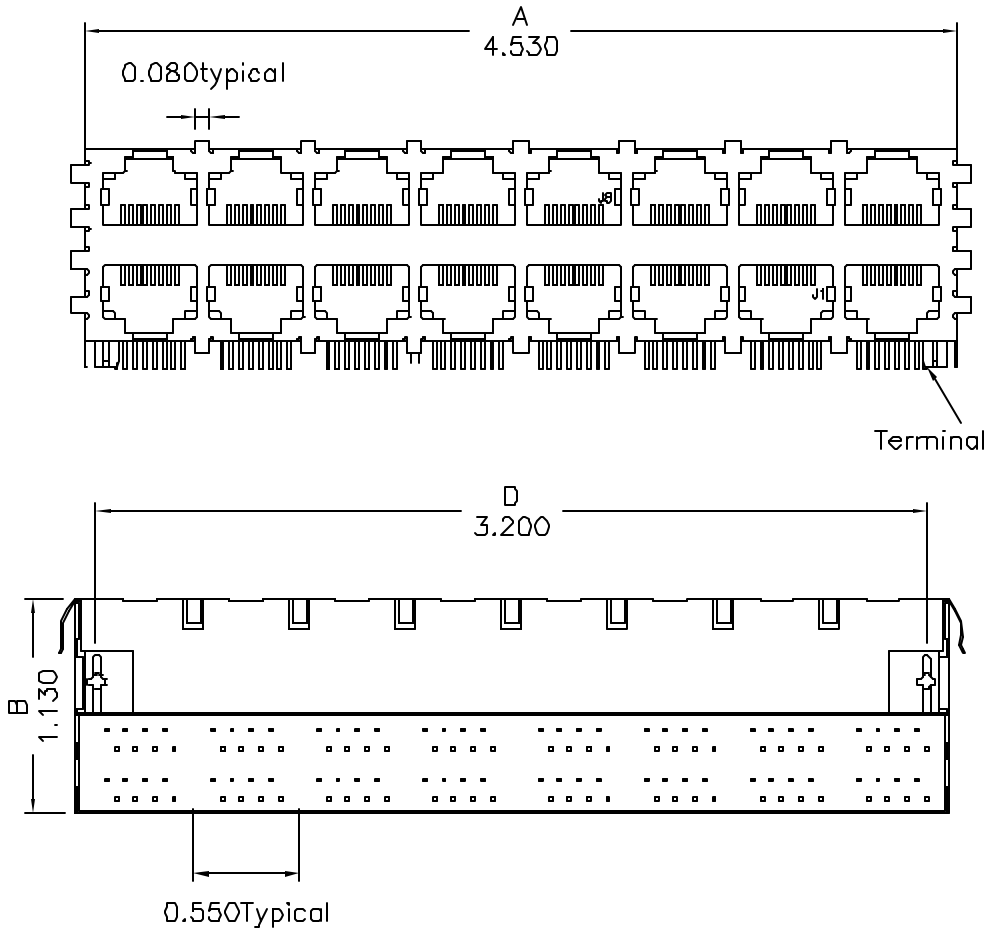
1. Solderability: Leads shall meet MIL-STD-202, Method 208D for solderability.
2. Flammability: UL94V-0,
3. ASTM oxygen index: > 28% ,
4. Temperature rating: 155°C. UL file E151556,
5. Operating Temperature Range: 0°C to +70°C

PRELIMINARY

DOC. REV. A/1

<b>XFMRs Inc.</b>	Title: 2x8 STACKED COMBO SERIES	
	UNLESS OTHERWISE SPECIFIED	P/N: XFATM13-STACK16-4
	TOLERANCES: .xxx ±0.010	REV. A
	Dimensions in Inch	DWN. 罗振江 May-17-03
	SHEET 1 OF 3	CHK. 廖玉坤 May-17-03
	APP. BW	May-17-03

**Mechanical Dimensions:**



**PRELIMINARY**

DOC. REV. A/1

<b>XFMRs Inc.</b>	Title: Mechanical Dimensions For 2x8 STACKED COMBO Series		
UNLESS OTHERWISE SPECIFIED TOLERANCES: .xxx ±0.010 Dimensions in Inch	P/N: XFATM13-STACK16-4	REV. A	
	DWN.	罗振江	May-17-03
	CHK.	廖玉坤	May-17-03
	APP.	BW	May-17-03
SHEET 2 OF 3			