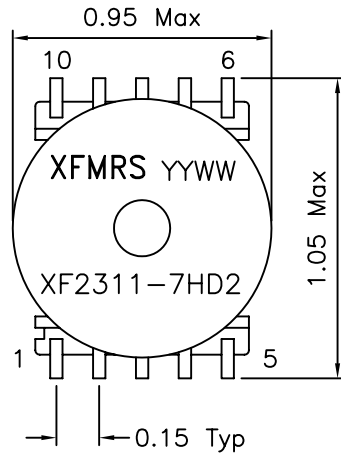
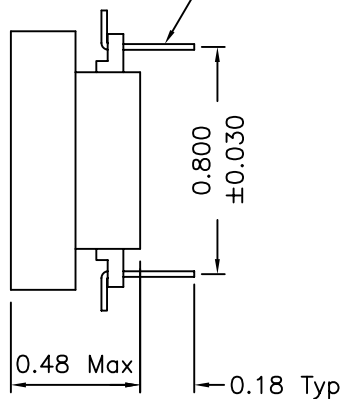


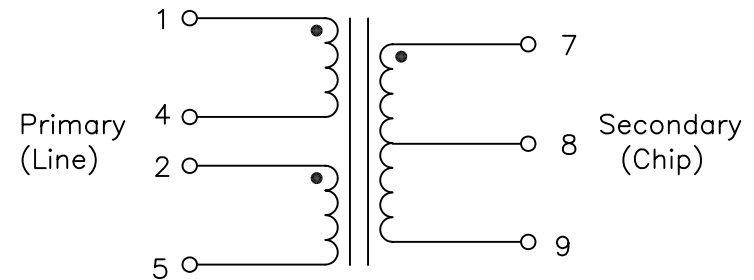
## 1. Mechanical Dimensions:



BOBBIN LEADS  
0.042x0.015 Typ



## 2. Schematic:



## 3. Electrical Specifications:

OCL: (Pins 1-5) 2.0mH ±6% 10KHz, .1V 0/100mAdc

Leakage L: (Pins 1-5) 35.0uH Max 100KHz, 0.1V  
Short Pins 9-7, tie 4-2

Cw/w: (Pins 1-9) 60pF Max 100KHz, .1V (Tie 2&4)

Turns Ratio: (1-5):(9-7) 2.3CS:1CT ±2% Tie 2-4

DC Res: (Pins 7-9) 1.15 Ohms ±15%

DC Res.: (Pins 1-4) 0.500 Ohms ±15%

DC Res.: (Pins 2-5) 0.500 Ohms ±15%

HYPOT: 3000VAC Chip-Line

HYPOT: 2000VAC Wdgs-Core

Operating Temp.: -40 to +85°C

DOC. REV: A/1

<b>XFMR5 Inc</b>	Title: HDSL2 TRANSFORMER		
	UNLESS OTHERWISE SPECIFIED TOLERANCES: .xxx ±0.010 Dimensions in INCH	P/N: XF2311-7HD2	REV. A
	DWN.	BW	Sep-29-99
	CHK.	AEI	Sep-29-99
SHEET 1 OF 1	APP.	Joe Huff	Sep-29-99