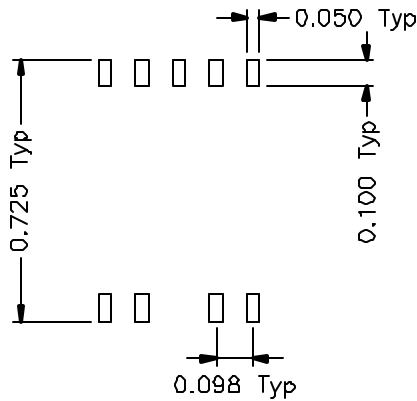
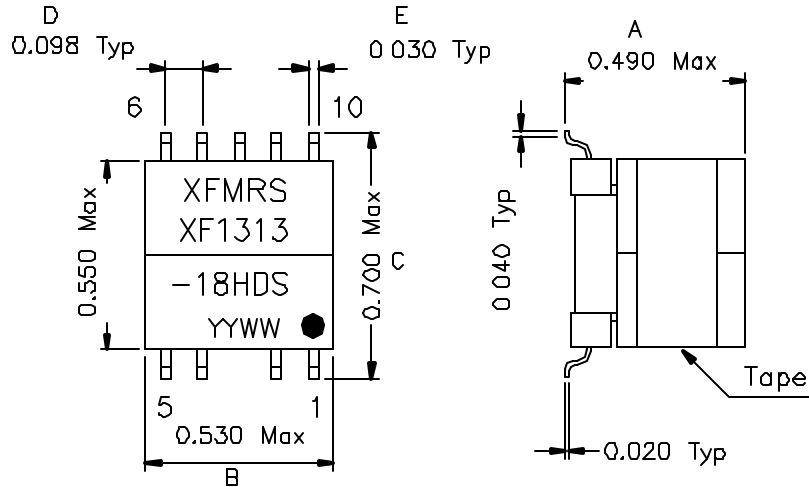
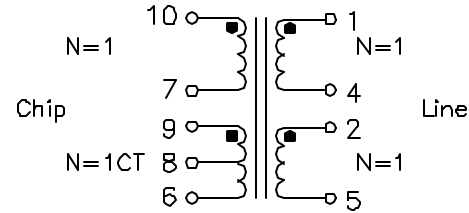


1. Dimensions:



Suggested PCB Layout

2.Schematic:



3.Electrical Specifications: @25°C

- OCL: Pins 1-5 1.5mH±10% @1.0KHz, 0.1V 0/80mAdc
- Leakage L: Pins 1-5 15uH Max @100KHz, 0.1V Short 10-7
- DC Res.: Pins 1-4, 2-5 1.15 Ohms±15% Each
 10-7 1.50 Ohms±15%
 9-6 2.90 Ohms±15%
- Turns Ratio: (1-5) : (10-7) . (9-8-6) 2:1:1CT±1%
- Isolation: 2000Vrms Line to Chip
- THD: -70dB Min @ 7KHz 0/80mAdc
- Long Bal: -50dB Min <400KHz
 See Cust spec for more detail

Note:

1. Solderability: Leads shall meet MIL-STD-202, Method 208D for solderability
- 2 Flammability: UL94V-0
3. ASTM oxygen index: > 28%
4. Temperature rating: Class F 155°C. UL file E151556
5. Operating Temperature Range: All listed parameters are to be within tolerance from -40°C to +85°C
6. Storage Temperature Range: -55°C to +125°C
7. Aqueous wash compatible

DOC. REV A/2

XFMR5 Inc	Title: HDLSL2 TRANSFORMER		
	UNLESS OTHERWISE SPECIFIED	P/N: XF1313-18HDS	REV. A
TOLERANCES: .xxx ±0.010	DWN.	廖玉坤	Dec-07-00
Dimensions in INCH	CHK.	李清儿	Dec-07-00
SHEET 1 OF 1	APP.	Joe Huff	Dec-08-00