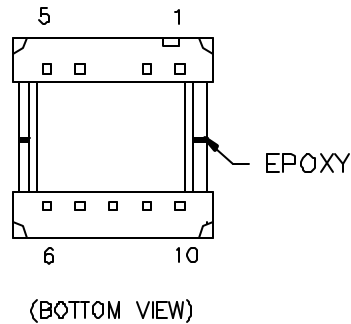
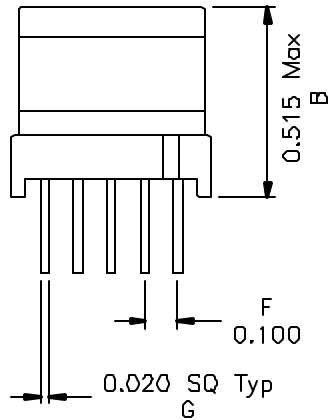
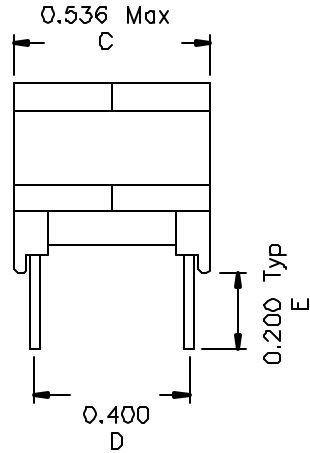
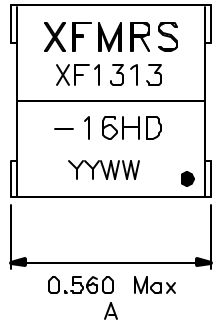
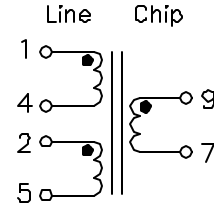


1. Dimensions:



2.Schematic:



3.Electrical Specifications: @25°C

PIN1-5 OCL: 2.0mH ±6% @10KHz 0.1V 0/160mAdc
(CONNECT PIN2-4)

PIN1-5 LL: 17uH Max @100KHz 100mV
(CONNECT PIN2-4, PIN7-9)

URNS RATIO: Line:Chip = 3.7CS:1±1%

CW/W: PIN1-9 80pF Max,Connect PIN2-4 @100KHz 0.1V

DC Res.: P1-5 2.5 Ohms Max TIE P4-2

DC Res.: P9-7 0.620 Ohm Max

THD: -80dB Max @20KHz 4.5VP-P

RETURN LOSS: 16.5dB Min. @40KHz-300KHz

INSERTION LOSS: 0.5dB Max @40KHz

LONGITUDINAL BALANCE: 50dB Min. @40KHz-300KHz

FREQ RESP: ±0.1dB, 33KHz-110KHz

ISOLATION VOLTAGE: 2000Vrms (Chip to Line)

TEMPERATURE RANGE: -40°C - +85°C

UL1950 approved for the requirements of
Supplementary Insulation with 300 working volts.
UL file #E165866

DOC. REV A/1

XFMRS Inc	Title: HDSL TRANSFORMER		
	UNLESS OTHERWISE SPECIFIED	P/N: XF1313-16HD	REV. A
TOLERANCES: .xxx ±0.010	DWN.	廖玉坤	Oct-30-00
Dimensions in INCH	CHK.	李清儿	Oct-30-00
SHEET 1 OF 1	APP.	Joe Huff	Oct-30-00