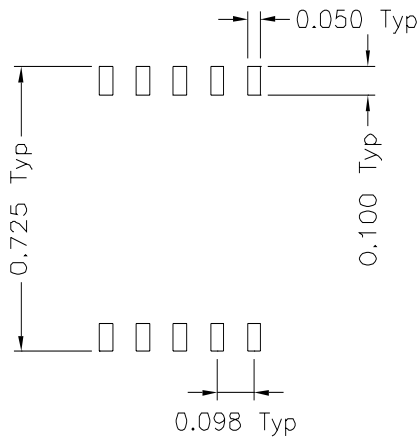
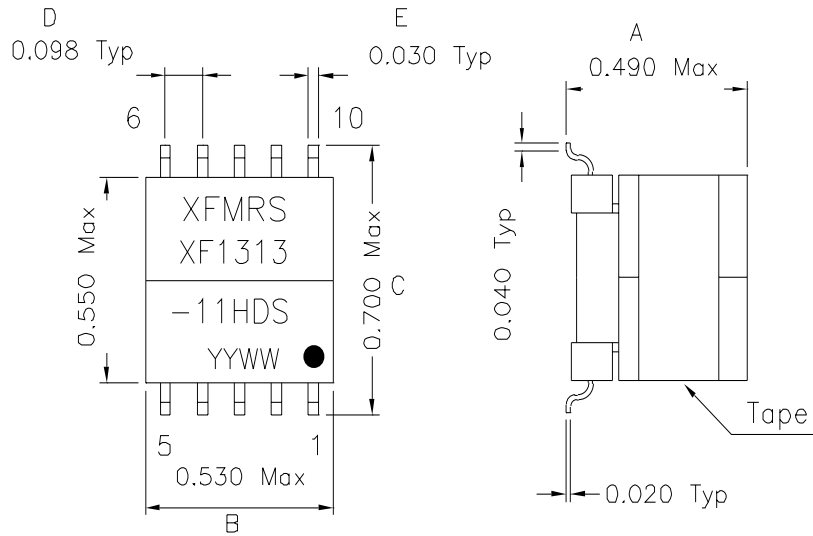
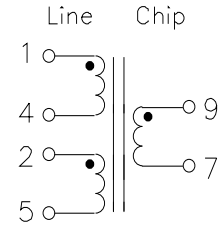


1. Dimensions:



Suggested PCB Layout

2.Schematic:



3.Electrical Specifications: @25°C

PIN1-5 OCL: 2.0mH ±10% @10KHz 0.1V 0/150mAdc
 (CONNECT PIN2-4)

PIN9-7 LL: 300nH Max @100KHz 100mV
 (CONNECT PIN 1,2,4&5)

TURNS RATIO: Line:Chip = 5CS:1±1%

DC Res.: Pins 1-4 0.57 Ohms ±15%

DC Res.: Pins 2-5 0.57 Ohms ±15%

DC Res.: Pins 9-7 0.25 Ohms ±15%

THD: -85dB Typ @100KHz, 5Vp-p 5.4 Ohm Load

ISOLATION VOLTAGE: 1500Vrms (Chip to Line)

DOC. REV A/1

XFMRs Inc	Title: HDSL TRANSFORMER		
	UNLESS OTHERWISE SPECIFIED TOLERANCES: .xxx ±0.010 Dimensions in INCH		P/N: XF1313-11HDS REV. A
	DWN.	廖玉坤	May-17-00
	CHK.	李清儿	May-17-00
SHEET 1 OF 1	APP.	Joe Huff	May-17-00