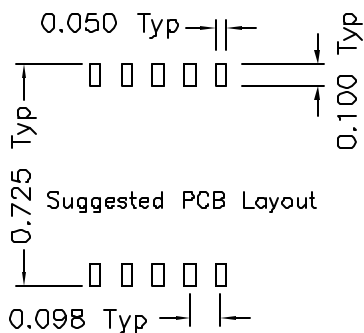
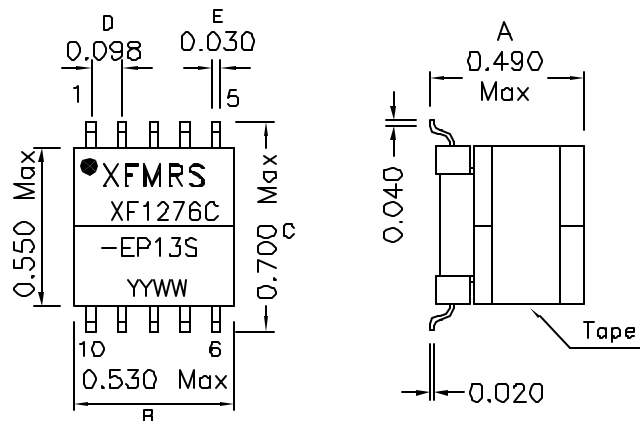


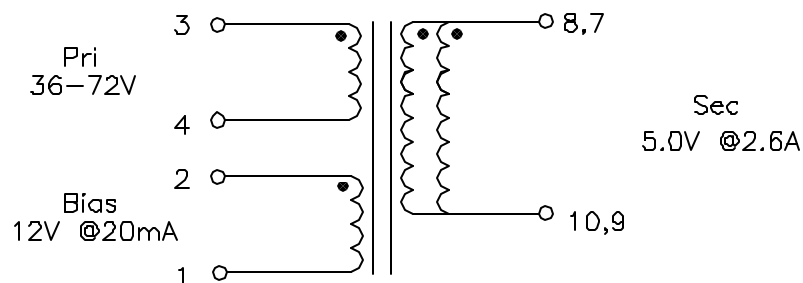
1. Mechanical Dimensions:



Notes:

1. Solderability: Leads shall meet MIL-STD-202G, Method 208H for solderability.
2. Flammability: UL94V-0
3. ASTM oxygen index: > 28%
4. Insulation System: Class F 155°C, UL file E151556
5. Operating Temperature Range: All listed parameters are to be within tolerance from -40°C to +85°C
6. Storage Temperature Range: -55°C to +125°C
7. Aqueous wash compatible
8. SMD Lead Coplanarity: $\pm 0.004^*$ (0.102mm)
9. Electrical and mechanical specifications 100% tested
10. RoHS Compliant Component

2. Schematic:



3. Electrical Specifications:

- OCL: Pins 3-4 127uH $\pm 10\%$ @250KHz 0.2V
 OCL: Pins 3-4 114.3uH Min @250KHz 0.2V, 1Adc
 LL: Pins 3-4 0.950uH Max @250KHz 0.1V, Short All Else
 DCR: Pins 3-4 0.222 Ohms Max
 DCR: Pins 2-1 0.348 Ohms Max
 DCR: Pins 8,7-10,9 0.039 Ohms Max
 Turns Ratio: Pins (3-4):(2-1):(8-10):(7-9)= 1:0.5:0.25:0.25
 Hipot: 1500Vrms Pri & Bias to Sec

DOC. REV: A/1

PROPRIETARY Document is the property of XFMRs Group & is not allowed to be duplicated without authorization.

XFMRs Inc www.XFMRs.com	Title: PoE Transformer		
UNLESS OTHERWISE SPECIFIED TOLERANCES: .xxx ± 0.010 Dimensions in INCH	P/N:XF1276C-EP13S	REV. A	
	DWN.	Juan Mao	Dec-22-06
SHEET 1 OF 1	CHK.	YK Liao	Dec-22-06
	APP.	Joe Huff	Dec-22-06