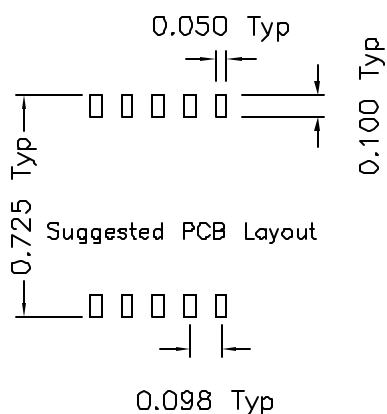
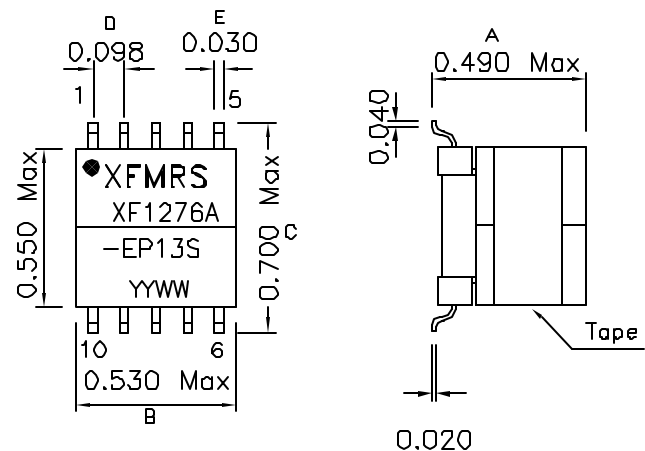


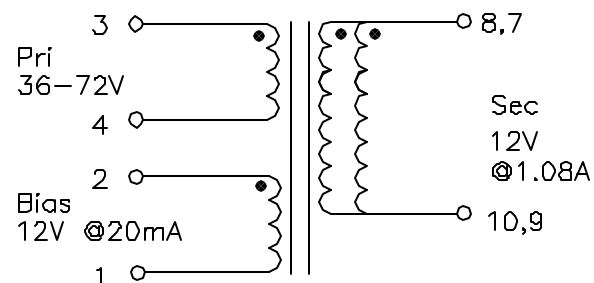
1. Mechanical Dimensions:



Notes:

1. Solderability: Leads shall meet MIL-STD-202G, Method 208H for solderability.
2. Flammability: UL94V-0
3. ASTM oxygen index: > 28%
4. Insulation System: Class F 155°C, UL file E151556
5. Operating Temperature Range: All listed parameters are to be within tolerance from -40°C to +85°C
6. Storage Temperature Range: -55°C to +125°C
7. Aqueous wash compatible
8. SMD Lead Coplanarity: $\pm 0.004^*$ (0.102mm)
9. Electrical and mechanical specifications 100% tested
10. RoHS Compliant Component

2. Schematic:



3. Electrical Specifications:

- OCL: Pins 3-4 127uH \pm 10% @250KHz 0.2V
 OCL: Pins 3-4 114.3uH Min @250KHz 0.2V, 1Adc
 LL: Pins 3-4 0.650uH Max @250KHz 0.1V, Short All Else
 DCR: Pins 3-4 0.199 Ohms Max
 DCR: Pins 2-1 0.308 Ohms Max
 DCR: Pins 8-10 & 7-9 0.129 Ohms Max
 Turns Ratio: Pins (3-4):(2-1):(8-10):(7-9)= 1:0.5:0.5:0.5
 Hipot: 1500Vrms Pri & Bias to Sec

DOC. REV: A/2

PROPRIETARY Document is the property of XFMRs Group & is not allowed to be duplicated without authorization.

XFMRs Inc www.XFMRs.com	Title: PoE Transformer		
UNLESS OTHERWISE SPECIFIED TOLERANCES: .xxx \pm 0.010 Dimensions in INCH	P/N:XF1276A-EP13S	REV. A	
	DWN.	康玉坤	Dec-11-06
SHEET 1 OF 1	CHK.	李清IL	Dec-11-06
	APP.	BW	Dec-11-06