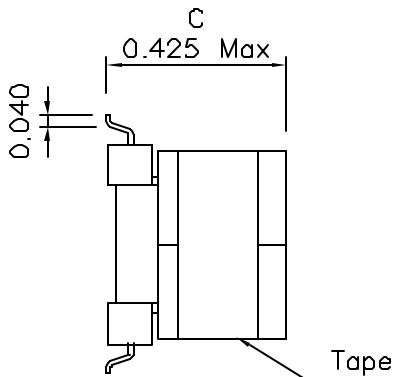
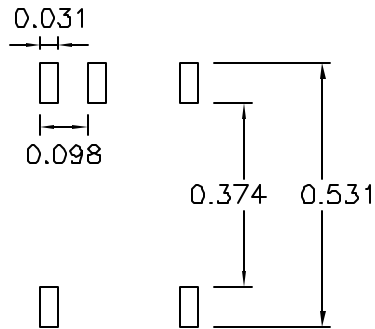
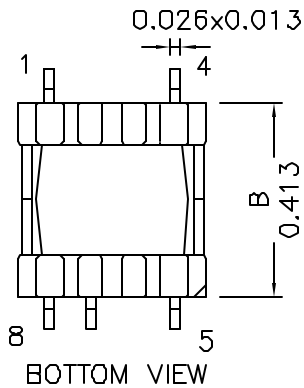
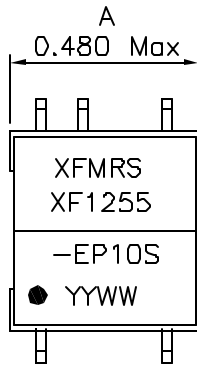


1. Mechanical Dimensions:



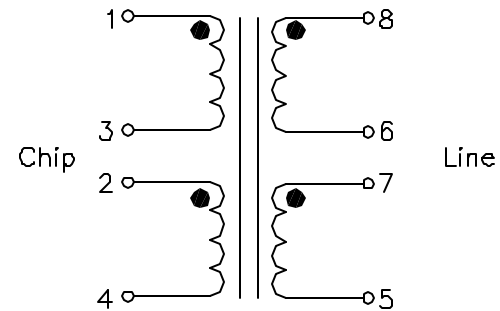
Notes:

1. Solderability: Leads shall meet MIL-STD-202, Method 208D for solderability.
2. Flammability: UL94V-0
3. ASTM oxygen index: > 28%
4. Insulation System: Class F 155°C, UL file E151556
5. Operating Temperature Range: All listed parameters are to be within tolerance from -40°C to +85°C
6. Storage Temperature Range: -55°C to +125°C
7. Aqueous wash compatible

Note: Designed to meet UL1950 for supplementary insulation, 250 working volts.

DOC REV: A/1

2. Schematic:



2. Electrical Specifications: @25°C

OCL: (Pins 8-5) 50uH±5% @10KHz 0.1V Short pins 6-7
 Leakage L: (Pins 8-5) 5.0uH Max @100KHz, 0.1V
 Short 1-4 and 6-7

DC Res.: (Pins 1-3) 0.400 Ohms Max

DC Res.: (Pins 2-4) 0.400 Ohms Max

DC Res.: (Pins 8-6) 0.400 Ohms Max

DC Res.: (Pins 7-5) 0.400 Ohms Max

HIPOT: 2000Vac, Chip to Line

Turns Ratio: 1-4:8-5 = 1.41:1.00±2%

XFMR5 Inc	Title: HDSL TRANSFORMER		
	UNLESS OTHERWISE SPECIFIED TOLERANCES: .xxx ±0.015 Dimensions in INCH	P/N: XF1010-AD14S	REV. A
	DWN.	李小锋	Apr-2-03
	CHK.	廖玉坤	Apr-2-03
	APP.	BW	Apr-2-03