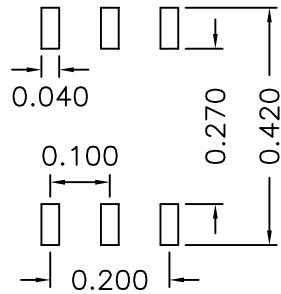
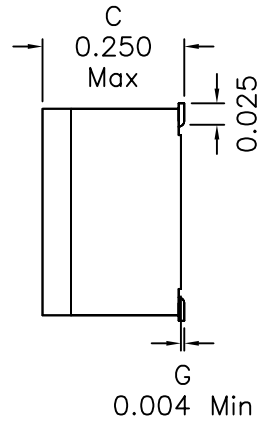
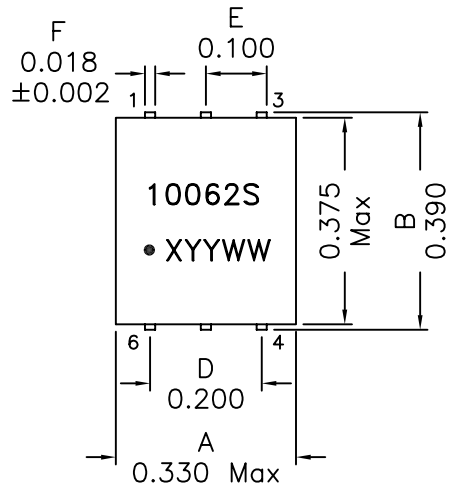


## 1. Mechanical Dimensions



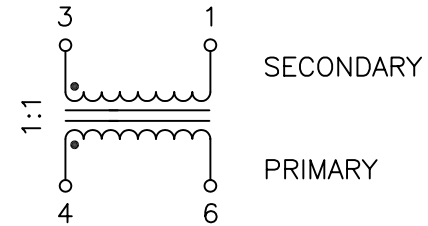
SUGGESTED PCB LAYOUT

### Notes:

1. Solderability: Leads shall meet MIL-STD-202G, Method 208H for solderability.
2. Flammability: UL94V-0
3. ASTM oxygen index: > 28%
4. Insulation System: Class F 155°C. UL file E151556
5. Operating Temperature Range: All listed parameters are to be within tolerance from 0°C to +85°C
6. Storage Temperature Range: -55°C to +125°C
7. Aqueous wash compatible
8. SMD Lead Coplanarity: ±0.004"(0.102mm)
9. Electrical and mechanical specifications 100% tested
10. RoHS Compliant Component

DOC. REV: B/1

## 2. Schematic:



## 3. Electrical Specifications: @25°C

ISOLATION: 1500VAC

URNS RATIO: (Pri:Sec)=1:1±2%

Pri OCL: 100uH Min @100KHz 50mV

Q: 5 Min @10KHz 50mV

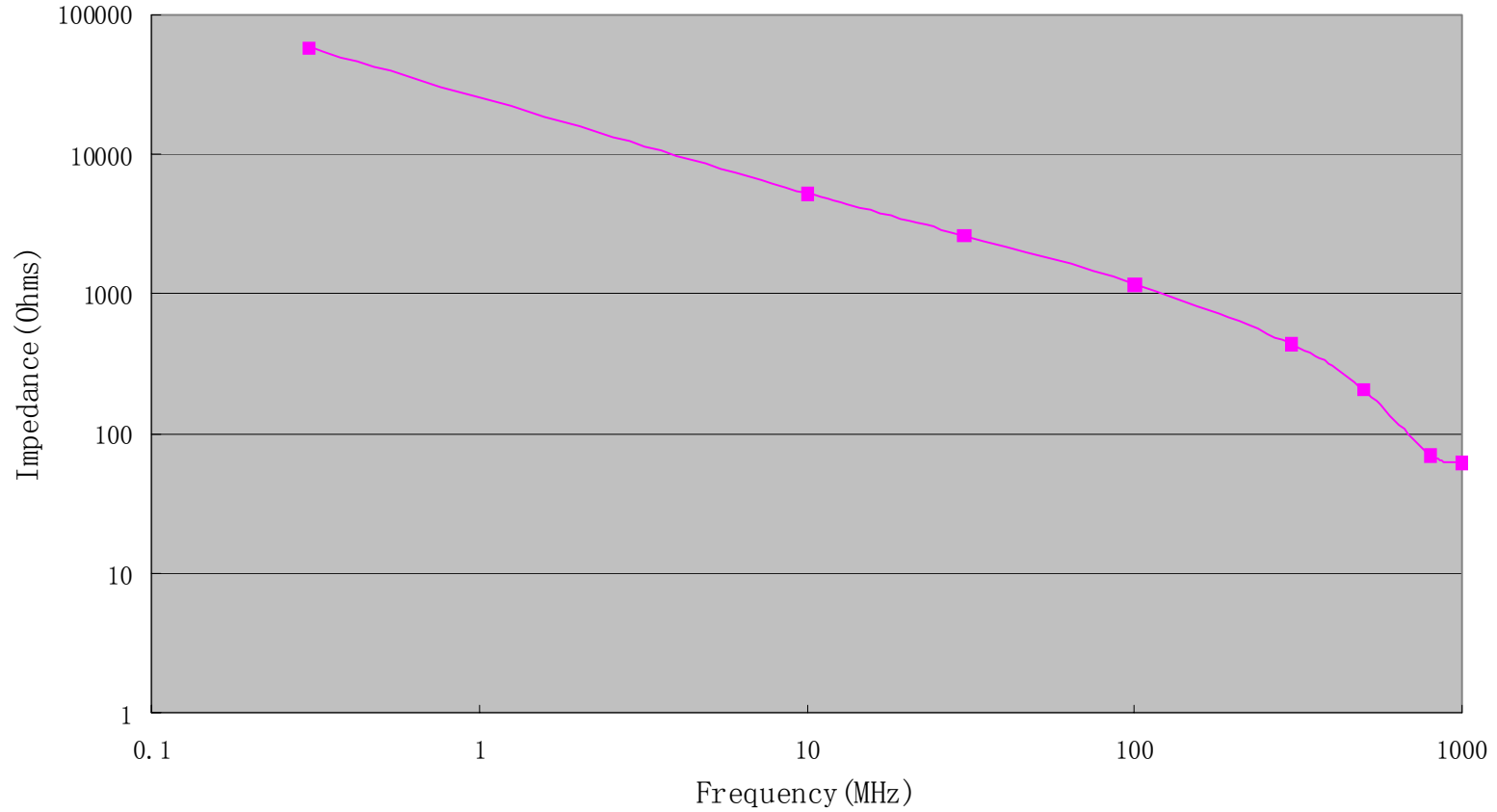
Cw/w: 10pF Max @100KHz 50mV

Pri/Sec LL: 0.150uH Max @100KHz 0.2V

Bandwidth: 0.200–340MHz Typ with 75 Ohms System

<b>XFMRs Inc</b> <a href="http://www.XFMRS.com">www.XFMRS.com</a>	Title: <b>TRANSFORMER</b>		
	UNLESS OTHERWISE SPECIFIED TOLERANCES: .xxx ±0.010 Dimensions in INCH	P/N: XF1006-2S	REV. B
SHEET 1 OF 2	DWN.	Feng	Aug-17-11
	CHK.	YK Liao	Aug-17-11
	APP.	BW	Aug-17-11

XF1006-2S Impedance



DOC. REV: B/1

<b>XFMRs Inc</b> www.XFMRS.com	Title: <b>TRANSFORMER</b>		
	P/N: XF1006-2S		REV. B
UNLESS OTHERWISE SPECIFIED TOLERANCES: .xxx ±0.010 Dimensions in INCH	DWN.	Feng	Aug-17-11
	CHK.	YK Liao	Aug-17-11
SHEET 2 OF 2	APP.	BW	Aug-17-11