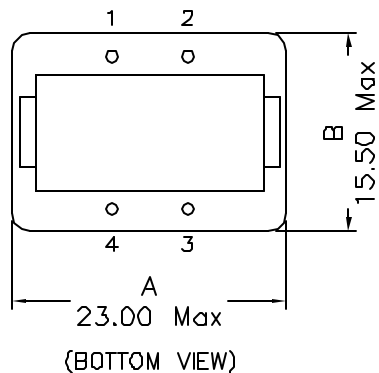
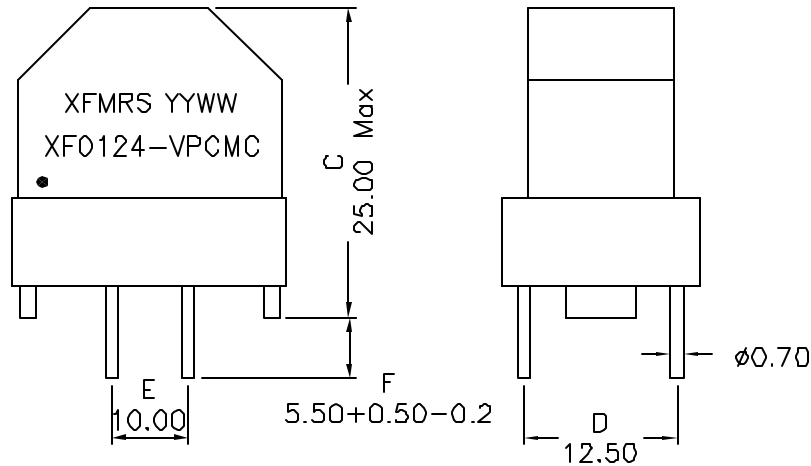


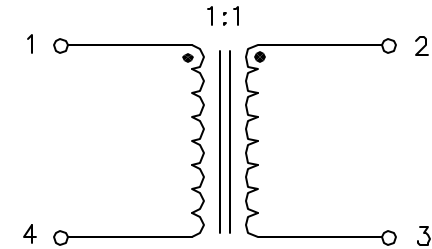
## 1. Mechanical Dimensions:



### Notes:

1. Solderability: Leads shall meet MIL-STD-202, Method 208D for solderability.
2. Flammability: UL94V-0
3. ASTM oxygen index: > 28%
4. Insulation System: Class F 155°C. UL file E151556
5. Operating Temperature Range: All listed parameters are to be within tolerance from -40°C to +85°C
6. Storage Temperature Range: -55°C to +125°C
7. Aqueous wash compatible
8. SMD Lead Coplanarity:  $\pm 0.004^*$  (0.102mm)
9. Moisture Sensitivity: Level 2
10. Electrical and mechanical specifications 100% tested
11. RoHS Compliant Component

## 2. Schematic:



## 3. Electrical Specifications:

Inductance: 1.2mH $\pm$ 30% @1KHz 0.1V, Each Wdg  
 LL: Pins 1-4 17uH typ @10KHz 0.1V, Short Pins 2-3  
 DCR: 56 mOhms Typ, Each Wdg  
 Rated Current: 3.0A  
 Isolation Voltage: 1500Vac, 2 sec  
 Rated Voltage: 250Vac

DOC REV: A/1

**PROPRIETARY** Document is the property of XFMR5 Group & is not allowed to be duplicated without authorization.

<b>XFMR5 Inc</b> www.XFMR5.com	Title: COMMON MODE EMI SUPPRESSION INDUCTOR		
UNLESS OTHERWISE SPECIFIED TOLERANCES: .xx $\pm$ 0.25 Dimensions in MM	P/N: XF0124-VPCMC	REV. C	
	DWN.	Kang Chen	Dec-02-04
SHEET 1 OF 1	CHK.	YK Liao	Dec-02-04
	APP.	J Ng	Dec-02-04