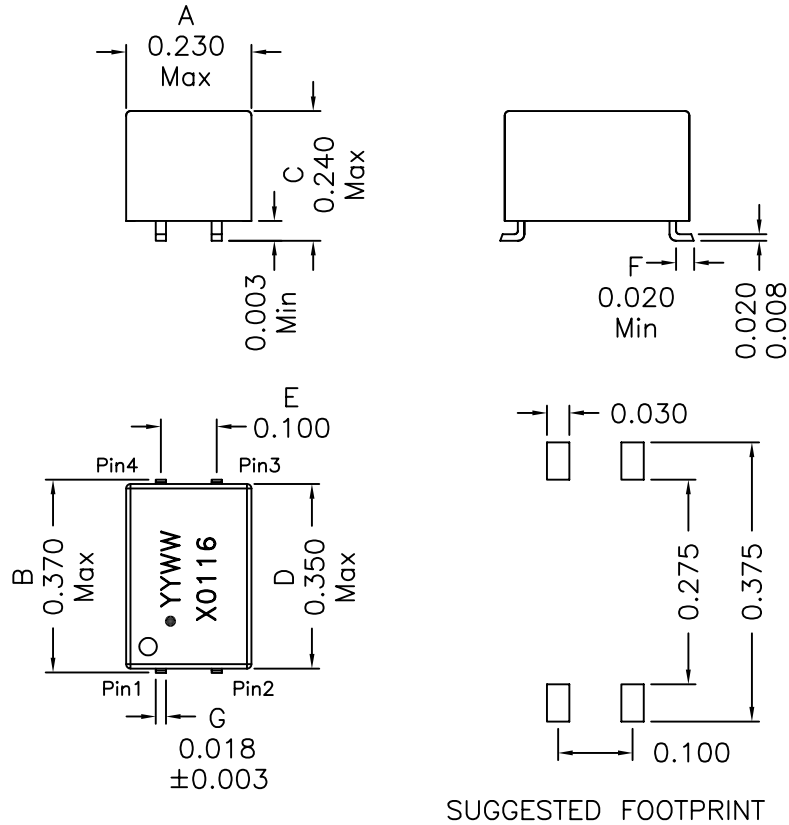


## 1. Mechanical Dimensions:



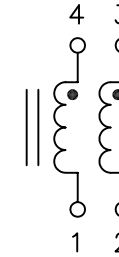
SUGGESTED FOOTPRINT

### Notes:

1. Solderability: Leads shall meet MIL-STD-202G, Method 208H for solderability.
2. Flammability: UL94V-0
3. ASTM oxygen index: > 28%
4. Insulation System: Class F 155°C. UL file E151556
5. Operating Temperature Range: All listed parameters are to be within tolerance from -40°C to +85°C
6. Storage Temperature Range: -55°C to +125°C
7. Aqueous wash compatible
8. SMD Lead Coplanarity: ±0.004"(0.102mm)
9. Electrical and mechanical specifications 100% tested
10. RoHS Compliant Component

DOC. REV: B/3

## 2. Schematic:



## 3. Electrical Specifications: @25°C

OCL: 11µH±30% @100KHz, 0.1A

Q: 8 Min @10KHz, 50mV

LL: 50nH Typ @1MHz, 5mA

Rated Voltage: 80Vdc

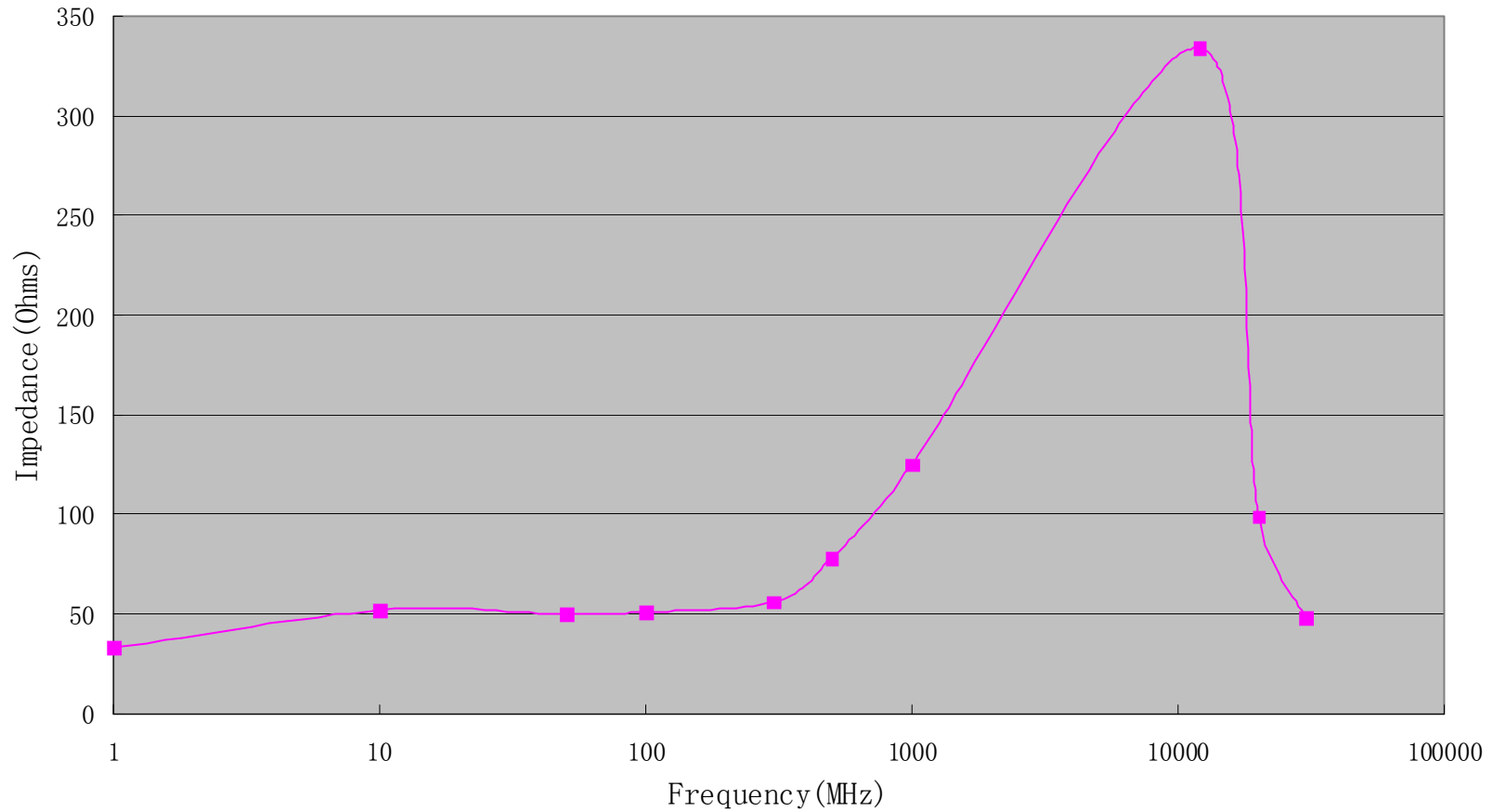
Rated Current: 0.8Aac

DCR: 0.120 Ohms Typ (Each Wdg)

Isolation: 250Vrms, 2 Sec

<b>XFMRs Inc.</b> www.XFMRS.com	Title: <b>Common Mode Choke</b>		
	UNLESS OTHERWISE SPECIFIED TOLERANCES: .xxx ±0.010 Dimensions in Inch		P/N: XF0116-00SM REV. B
SHT 1 OF 2	DWN.	Feng	Dec-05-11
	CHK.	YK Liao	Dec-05-11
	APP.	BW	Dec-05-11

XF0116-00SM Impedance graph



DOC. REV: B/3

<b>XFMRs Inc.</b> www.XFMRS.com  UNLESS OTHERWISE SPECIFIED TOLERANCES: .xxx ±0.010 Dimensions in Inch  SHT 2 OF 2	Title: <b>Common Mode Choke</b>		
	P/N: XF0116-00SM		REV. B
	DWN.	Feng	Dec-05-11
	CHK.	YK Liao	Dec-05-11
	APP.	BW	Dec-05-11

**PROPRIETARY**

Document is the property of XFMRs Group & is not allowed to be duplicated without authorization.