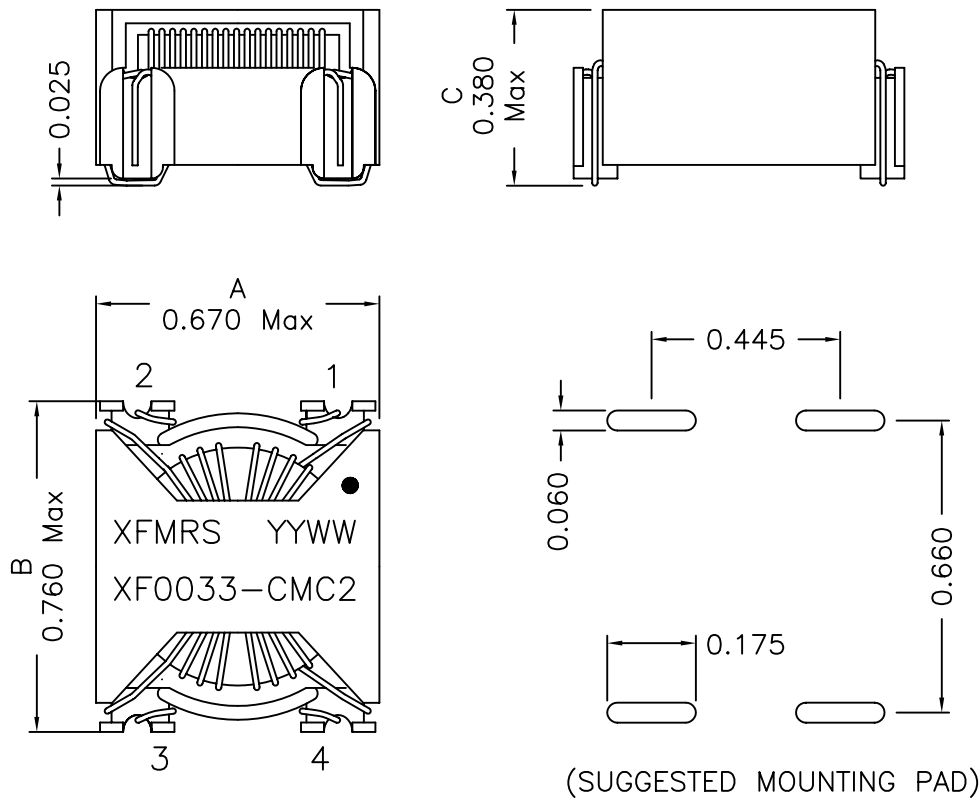
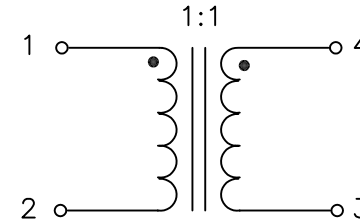


1. Mechanical Dimensions:



2. Schematic:



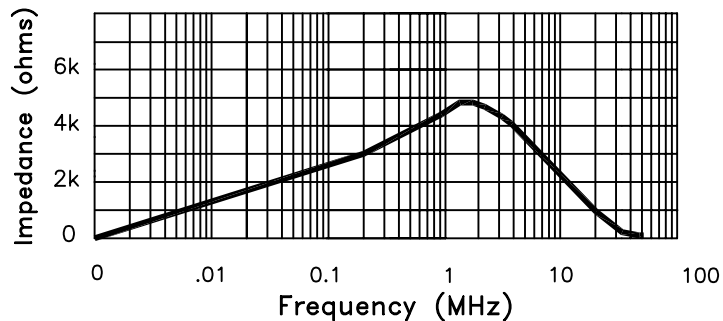
3. Electrical Specification:

TURNS RATIO: 1:1
 OCL: 3.0mH ±25% @10KHz 1.0V
 LL: 6.0uH Min @10KHz 1.0V
 Q: 4.0 Min @10KHz 0.1V
 DCR: 0.080 OHMS MAX
 Rated Current (For 55c Rise): 2.5 A
 Rated Voltage: 250VAC
 SRF: 2.2MHz Typ

Notes:

- Solderability: Leads shall meet MIL-STD-202G, Method 208H for solderability.
- Flammability: UL94V-0
- ASTM oxygen index: > 28%
- Insulation System: Class F 155°C. UL file E151556
- Operating Temperature Range: All listed parameters are to be within tolerance from -40°C to +85°C
- Storage Temperature Range: -55°C to +125°C
- Aqueous wash compatible
- SMD Lead Coplanarity: ±0.004"(0.102mm)
- Electrical and mechanical specifications 100% tested
- RoHS Compliant Component

Impedance Curves



DOC. REV A/7

XFMR5 Inc. www.XFMR5.com	Title: Common Mode Choke		
	UNLESS OTHERWISE SPECIFIED	P/N: XF0033-CMC2	REV. A
TOLERANCES:	DWN.	李小锋	Feb-18-10
.xxx ±0.010 INCH	CHK.	廖玉坤	Feb-18-10
Dimensions in INCH	APP.	BW	Feb-18-10
SHEET 1 OF 1			