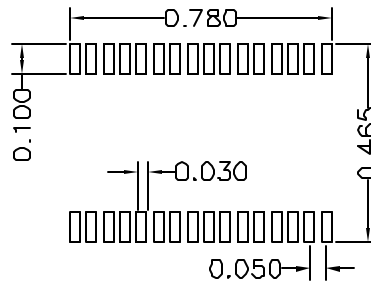
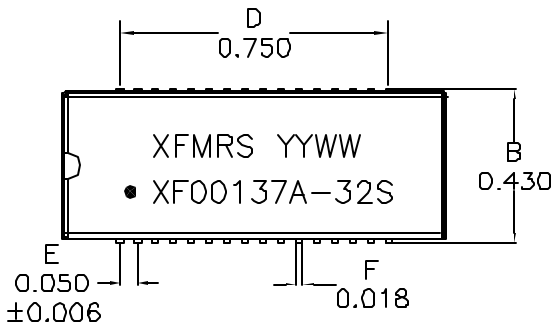
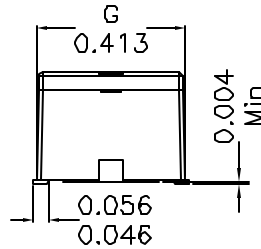
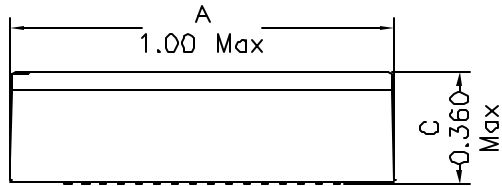
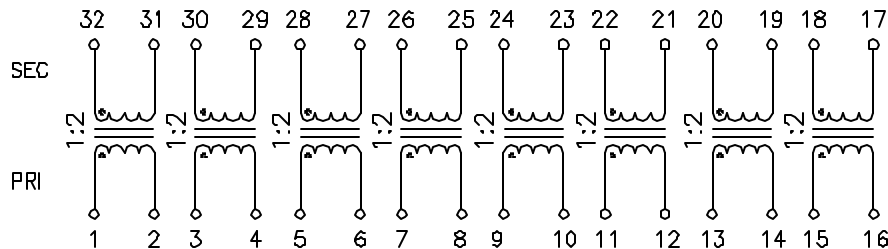


### 1. Mechanical Dimensions:



SUGGESTED PAD LAYOUT

### 2. Schematic:



### 3. Electrical Specifications: @25°C

ISOLATION: 1500Vrms (PRI to SEC)

TURNS RATIO: (PRI:SEC)=1:2±2%

SEC OCL: 1.20mH Min @10KHz 50mV

SEC Q: 8 Min @10KHz 50mV

Cw/w: 30pF Max @10KHz 50mV (PRI/SEC)

SEC LL: 0.6uH Max @100KHz 50mV, Short PRI

CROSSTALK: -60dB Typ

Notes:

1. Solderability: Leads shall meet MIL-STD-202G, Method 208H for solderability.
2. Flammability: UL94V-0
3. ASTM oxygen index: > 28%
4. Insulation System: Class F 155°C. UL file E151556
5. Operating Temperature Range: All listed parameters are to be within tolerance from -40°C to +85°C
6. Storage Temperature Range: -55°C to +125°C
7. Aqueous wash compatible
8. SMD Lead Coplanarity: ±0.004"(0.102mm)
9. Electrical and mechanical specifications 100% tested
10. RoHS Compliant Component
11. Includes bottom lid.

DOC. REV: B/2

<b>XFMR5 Inc</b> www.XFMR5.com	Title: T1/E1/CEPT QUAD PORT		
	UNLESS OTHERWISE SPECIFIED	P/N: XF00137A-32S	REV. B
TOLERANCES: .xxx ±0.010	DWN.	Feng	Feb-06-12
Dimensions in INCH	CHK.	YK Liao	Feb-06-12
SHEET 1 OF 1	APP.	Joe Huff	Feb-06-12