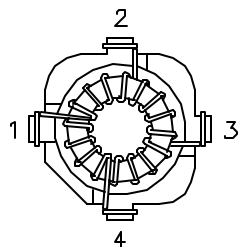
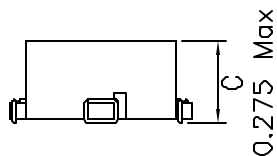
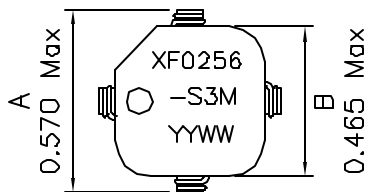
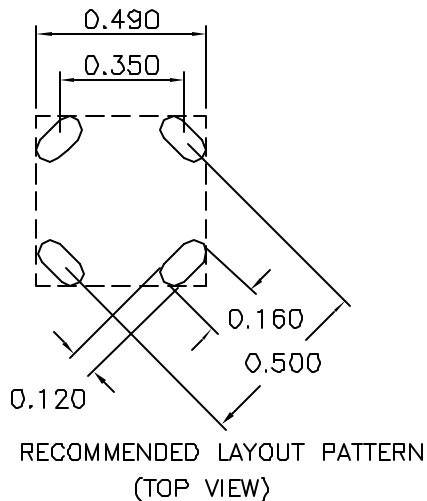


1. Mechanical Dimensions:



BOTTOM VIEW



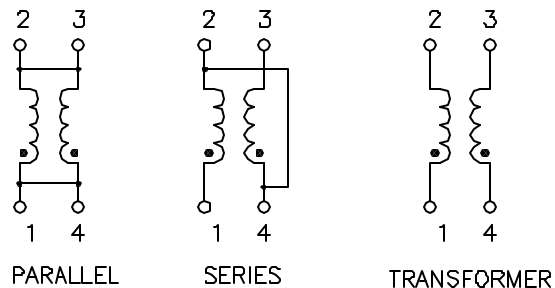
RECOMMENDED LAYOUT PATTERN
(TOP VIEW)

Notes:

1. Solderability: Leads shall meet MIL-STD-202G, Method 208H for solderability.
2. Flammability: UL94V-0
3. ASTM oxygen index: > 28%
4. Insulation System: Class F 155°C, UL file E151558
5. Operating Temperature Range: All listed parameters are to be within tolerance from -40°C to +85°C
6. Storage Temperature Range: -55°C to +125°C
7. Aqueous wash compatible
8. SMD Lead Coplanarity: ±0.004" (0.102mm)
9. Electrical and mechanical specifications 100% tested
10. RoHS Compliant Component

DOC REV: A/2

2. Schematic:



3. Electrical Specifications:

	PARALLEL	SERIES	
OCL(NO DC):	25.92uH±20%	103.68uH±20%	100KHz, 0.25V
OCL(MAX DC I):	13.32uH Min	53.27uH Min	100KHz, 0.25V
MAX DC I:	2.00ADC	1.00ADC	
DC RES:	0.063 Ohms Max	0.253 Ohms Max	
Isolation:	300 Vdc		

PROPRIETARY

Document is the property of XFMRs Group & is not allowed to be duplicated without authorization.

XFMRs Inc.	Title: DUAL SURFACE MOUNT INDUCTOR	
	UNLESS OTHERWISE SPECIFIED	P/N: 7XF0256-S3M REV. A
TOLERANCES: .xxx ±0.010	DWN.	罗振江 Apr-20-06
Dimensions in Inch	CHK.	廖玉坤 Apr-20-06
SCALE 2:1 SHT 1 OF 1	APP.	Joe Huff Apr-20-06